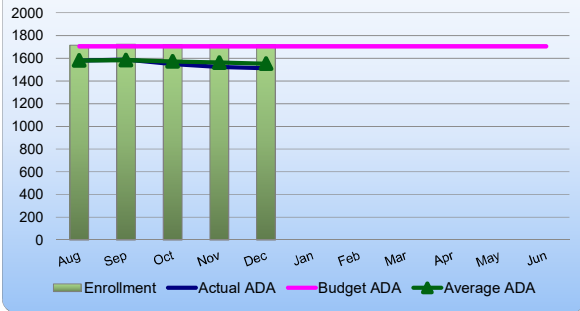


# THE ACCELERATED SCHOOLS - Financial Dashboard (December 2020)

## 1 Key Performance Indicators

ADA vs. Budget	<span style="color: red;">●</span> Cash on Hand	<span style="color: green;">●</span>
Net Income / (Loss)	<span style="color: green;">●</span> Year-End Cash	<span style="color: green;">●</span>

## 2 ADA & Enrollment



## KEY POINTS

- LEARNING LOSS MITIGATION FUNDS AWARDED**
  - Coronavirus Relief Fund to be spent by December 30, 2020 - **\$1,832,869**
  - State GF to be spent by June 30, 2021 - **\$161,249**
  - GEER Fund to be spent by September 30, 2022 - **\$92,923**
  - ESSER Fund to be spent by September 30, 2022 - **\$794,961**
- LEARNING LOSS MITIGATION FUNDS LEFT TO SPEND**
  - State GF to be spent by June 30, 2021 - **\$161,249**
  - GEER Fund to be spent by September 30, 2022 - **\$92,923**
  - ESSER Fund to be spent by September 30, 2022 - **\$794,961**

## 3 Average Daily Attendance Analysis

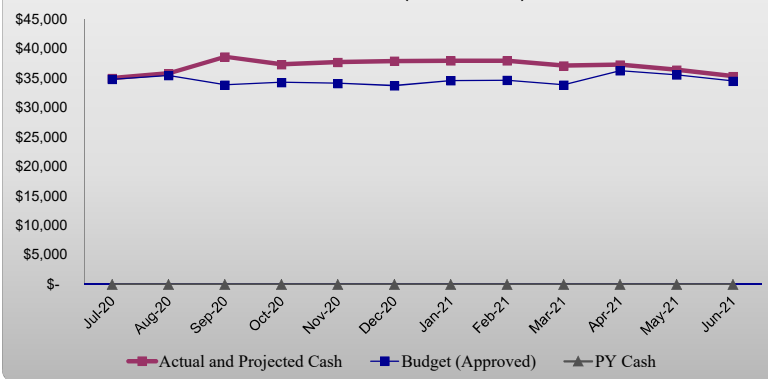
Category	Actual through Month 5	Forecasted P2	Budgeted P2	Better/ (Worse)	Prior Month Forecast	Prior Year P2
Enrollment	1,722	1,715	1,795	(80)	1,715	1,715
ADA %	90.6%	91.7%	95.0%	-3.3%	95.7%	95.3%
Average ADA	1,560.60	1,641.22	1,705.25	(64.03)	1,641.22	1,641.22

## 4 LCFF Supplemental & Concentration Grant Factors

Category	Budget	Forecast	Variance	Prior Year
Unduplicated Pupil %				
3-Year Average %				
District UPP C. Grant Cap				

INCOME STATEMENT	Forecast	VS. Budget		FY 20-21 YTD			Historical
	As of 12/31/20	FY 20-21 Budget	Variance B/(W)	Actual YTD	Budget YTD	Variance B/(W)	FY 19-20
Local Control Funding Formula	18,710,754	18,710,754	0	9,026,881	7,766,511	1,260,370	18,936,876
Federal Revenue	4,676,509	4,742,495	(65,986)	2,660,076	286,758	2,373,318	2,670,234
State Revenue	832,066	835,853	(3,787)	239,534	262,693	(23,159)	1,035,554
Other Local Revenue	6,172,167	4,770,774	1,401,393	3,187,681	2,499,163	688,517	1,297,730
Grants/Fundraising	14,556	28	14,528	18,550	28	18,522	45,416
<b>TOTAL REVENUE</b>	<b>30,406,052</b>	<b>29,059,903</b>	<b>1,346,149</b>	<b>15,132,722</b>	<b>10,815,154</b>	<b>4,317,568</b>	<b>23,985,810</b>
<i>Total per ADA</i>	51,539	47,246	4,293				43,431
<i>w/o Grants/Fundraising</i>	51,519	47,246	4,272				43,356
Certificated Salaries	9,878,668	9,858,793	(19,876)	5,189,584	4,871,886	(317,698)	8,089,770
Classified Salaries	3,301,067	3,224,531	(76,536)	1,468,543	1,524,486	55,943	3,056,773
Benefits	4,059,276	3,542,326	(516,950)	1,842,903	1,637,839	(205,064)	3,028,217
Student Supplies	4,193,266	3,942,919	(250,347)	1,890,421	2,230,726	340,305	2,192,458
Operating Expenses	6,328,565	6,257,168	(71,397)	2,701,063	2,864,992	163,929	4,615,333
Other	2,277,508	2,270,746	(6,762)	1,162,066	1,155,303	(6,762)	2,322,463
<b>TOTAL EXPENSES</b>	<b>30,038,350</b>	<b>29,096,483</b>	<b>(941,868)</b>	<b>14,254,579</b>	<b>14,285,233</b>	<b>30,653</b>	<b>23,305,013</b>
<i>Total per ADA</i>	50,153	46,938	(3,215)				41,211
<b>INCOME / (LOSS)</b>	<b>367,701</b>	<b>(36,580)</b>	<b>404,281</b>	<b>878,142</b>	<b>(3,470,079)</b>	<b>4,348,221</b>	<b>680,796</b>

## 6 Cash Balance (in \$,000's)



Year-End Cash Balance		
Projected	Budget	Variance
35,308,966	34,484,249	824,718

Balance Sheet	6/30/2020	11/30/2020	12/31/2020	6/30/2021 FC
<b>Assets</b>				
Cash, Operating	34,495,880	37,687,904	37,872,447	35,308,966
Cash, Restricted	0	0	0	0
Accounts Receivable	3,143,025	361,024	361,024	4,181,416
Due From Others	793,254	604,931	604,931	604,931
Other Assets	82,941	83,198	84,444	158,739
Net Fixed Assets	70,767,829	69,939,703	69,842,089	68,807,546
<b>Total Assets</b>	<b>109,282,928</b>	<b>108,676,760</b>	<b>108,764,936</b>	<b>109,061,599</b>
<b>Liabilities</b>				
A/P & Payroll	416,471	484,103	103,601	687,880
Due to Others	1,384,579	456,411	456,411	814,579
Deferred Revenue	0	0	0	0
Total Debt	10,240,157	10,122,799	10,085,059	9,949,717
<b>Total Liabilities</b>	<b>12,041,207</b>	<b>11,063,314</b>	<b>10,645,072</b>	<b>11,452,176</b>
<b>Equity</b>				
Beginning Fund Bal.	95,459,934	97,241,722	97,241,722	97,241,722
Net Income/(Loss)	1,781,788	371,725	878,142	367,701
<b>Total Equity</b>	<b>97,241,722</b>	<b>97,613,446</b>	<b>98,119,864</b>	<b>97,609,423</b>
<b>Total Liabilities &amp; Equity</b>	<b>109,282,928</b>	<b>108,676,760</b>	<b>108,764,936</b>	<b>109,061,599</b>

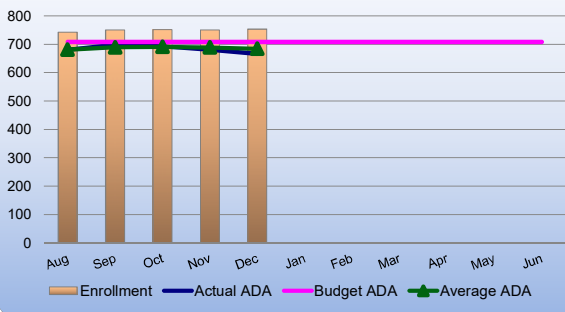
Available Line of Credit	-	-	-	-
Days Cash on Hand	1,973	1,764	1,767	1,588
Cash Reserve %	540.6%	483.2%	484.1%	435.0%

# THE ACCELERATED SCHOOL - Financial Dashboard (December 2020)

## 1 Key Performance Indicators

ADA vs. Budget ● Cash on Hand ●  
 Net Income / (Loss) ● Year-End Cash ●

## 2 ADA & Enrollment



## KEY POINTS

- **LEARNING LOSS MITIGATION FUNDS AWARDED**
  - Coronavirus Relief Fund to be spent by December 30, 2020 - **\$745,813**
  - State GF to be spent by June 30, 2021 - **\$65,592**
  - GEER Fund to be spent by September 30, 2022 - **\$37,721**
  - ESSER Fund to be spent by September 30, 2022 - **\$355,373**
- **LEARNING LOSS MITIGATION FUNDS LEFT TO SPEND**
  - State GF to be spent by June 30, 2021 - **\$64,031**
  - GEER Fund to be spent by September 30, 2022 - **\$37,721**
  - ESSER Fund to be spent by September 30, 2022 - **\$277,316**

## 3 Average Daily Attendance Analysis

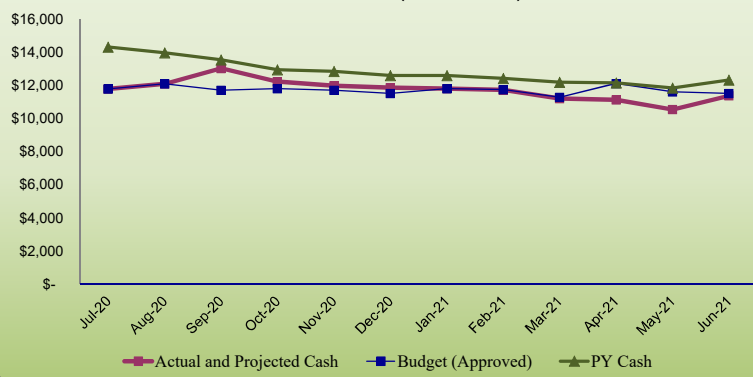
Category	Actual through Month 5	Forecasted P2	Budgeted P2	Better/ (Worse)	Prior Month Forecast	Prior Year P2
Enrollment	753	732	745	(13)	732	732
ADA %	91.5%	93.0%	95.0%	-2.0%	95.9%	96.0%
Average ADA	683.89	701.93	707.75	(5.82)	701.93	701.93

## 4 LCFF Supplemental & Concentration Grant Factors

Category	Budget	Forecast	Variance	Prior Year
Unduplicated Pupil %	80.5%	80.5%	0.0%	85.7%
3-Year Average %	88.1%	88.1%	0.0%	80.9%
District UPP C. Grant Cap	85.4%	85.4%	0.0%	85.4%

INCOME STATEMENT	Forecast	VS. Budget		VS. Last Month		FY 20-21 YTD			Historical
	As of 12/31/20	FY 20-21 Budget	Variance B/(W)	Prior Month FC	Variance B/(W)	Actual YTD	Budget YTD	Variance B/(W)	FY 19-20
Local Control Funding Formula	7,607,984	7,607,984	0	7,607,984	0	3,676,116	3,142,624	533,492	7,703,237
Federal Revenue	2,020,926	2,018,834	2,092	2,018,834	2,092	1,360,724	120,764	1,239,960	1,951,279
State Revenue	401,462	401,462	0	401,462	0	113,881	131,809	(17,928)	564,829
Other Local Revenue	1,491,121	901,561	589,560	904,434	586,686	827,939	578,955	248,984	590,738
Grants/Fundraising	14,556	28	14,528	2,533	12,023	14,556	28	14,528	30,713
<b>TOTAL REVENUE</b>	<b>11,536,048</b>	<b>10,929,868</b>	<b>606,180</b>	<b>10,935,247</b>	<b>600,802</b>	<b>5,993,216</b>	<b>3,974,180</b>	<b>2,019,036</b>	<b>10,840,796</b>
<i>Total per ADA</i>	16,435	15,443	992	15,579	856				15,444
<i>w/o Grants/Fundraising</i>	16,414	15,443	971	15,575	839				15,401
Certificated Salaries	3,966,847	3,818,412	(148,435)	3,830,167	136,680	2,357,761	1,893,680	(464,081)	3,504,267
Classified Salaries	1,330,980	1,148,639	(182,341)	1,280,379	50,601	1,010,042	573,221	(436,820)	1,727,707
Benefits	1,926,487	1,364,826	(561,661)	1,339,907	586,580	992,825	677,465	(315,360)	1,410,993
Student Supplies	1,888,509	1,644,124	(244,385)	1,961,907	(73,399)	1,268,445	960,632	(307,813)	1,780,735
Operating Expenses	2,401,404	2,539,375	137,971	2,453,012	(51,607)	1,039,324	1,139,599	100,276	2,391,874
Other	1,082,543	1,079,952	(2,591)	1,080,924	1,619	543,014	540,423	(2,591)	1,123,750
<b>TOTAL EXPENSES</b>	<b>12,596,770</b>	<b>11,595,327</b>	<b>(1,001,443)</b>	<b>11,946,296</b>	<b>650,474</b>	<b>7,211,411</b>	<b>5,785,021</b>	<b>(1,426,390)</b>	<b>11,939,326</b>
<i>Total per ADA</i>	17,946	16,383	(1,563)	17,019	927				17,009
<b>NET INCOME / (LOSS)</b>	<b>(1,060,722)</b>	<b>(665,459)</b>	<b>(395,262)</b>	<b>(1,011,049)</b>	<b>1,251,276</b>	<b>(1,218,195)</b>	<b>(1,810,841)</b>	<b>595,237</b>	<b>(1,098,531)</b>
<b>OPERATING INCOME</b>	<b>21,821</b>	<b>414,492</b>	<b>(392,671)</b>	<b>69,875</b>	<b>(48,054)</b>	<b>(675,181)</b>	<b>(1,270,418)</b>	<b>595,237</b>	<b>25,219</b>
<b>EBITDA</b>	<b>21,821</b>	<b>414,492</b>	<b>(392,671)</b>	<b>69,875</b>	<b>(48,054)</b>	<b>(675,181)</b>	<b>(1,270,418)</b>	<b>595,237</b>	<b>25,219</b>

## 6 Cash Balance (in \$1,000's)



Year-End Cash Balance		
Projected	Budget	Variance
11,378,137	11,506,365	(128,228)

Balance Sheet	6/30/2020	11/30/2020	12/31/2020	6/30/2021 FC
<b>Assets</b>				
Cash, Operating	12,033,687	11,983,159	11,861,399	11,378,137
Cash, Restricted	0	0	0	0
Accounts Receivable	1,399,141	75,630	75,630	2,319,083
Due From Others	783,090	700,830	700,830	700,830
Other Assets	51,275	32,936	34,183	81,029
Net Fixed Assets	37,568,662	37,132,225	37,079,969	36,540,441
<b>Total Assets</b>	<b>51,835,855</b>	<b>49,924,781</b>	<b>49,752,012</b>	<b>51,019,521</b>
<b>Liabilities</b>				
A/P & Payroll	352,216	63,128	(103,397)	652,510
Due to Others	327,008	(83,027)	(83,027)	271,102
Deferred Revenue	0	0	0	0
Total Debt	192,533	192,533	192,533	192,533
<b>Total Liabilities</b>	<b>871,757</b>	<b>172,634</b>	<b>6,109</b>	<b>1,116,145</b>
<b>Equity</b>				
Beginning Fund Bal.	52,173,735	50,964,098	50,964,098	50,964,098
Net Income/(Loss)	(1,209,637)	(1,211,950)	(1,218,195)	(1,060,722)
<b>Total Equity</b>	<b>50,964,098</b>	<b>49,752,147</b>	<b>49,745,902</b>	<b>49,903,376</b>
<b>Total Liabilities &amp; Equity</b>	<b>51,835,855</b>	<b>49,924,781</b>	<b>49,752,012</b>	<b>51,019,521</b>

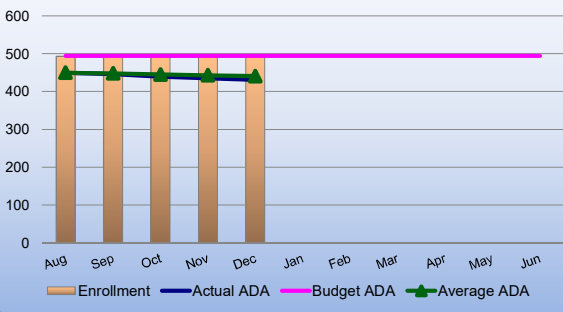
Available Line of Credit				
Days Cash on Hand	406	403	376	361
Cash Reserve %	111.3%	110.3%	103.0%	98.8%

# ACCELERATED CHARTER ELEMENTARY SCHOOL - Financial Dashboard (December 2020)

## 1 Key Performance Indicators

ADA vs. Budget ● Cash on Hand ●  
 Net Income / (Loss) ● Year-End Cash ●

## 2 ADA & Enrollment



## KEY POINTS

- LEARNING LOSS MITIGATION FUNDS AWARDED**
  - Coronavirus Relief Fund to be spent by December 30, 2020 - **\$513,449**
  - State GF to be spent by June 30, 2021 - **\$44,373**
  - GEER Fund to be spent by September 30, 2022 - **\$27,141**
  - ESSER Fund to be spent by September 30, 2022 - **\$222,102**
- LEARNING LOSS MITIGATION FUNDS LEFT TO SPEND**
  - State GF to be spent by June 30, 2021 - **\$44,373**
  - GEER Fund to be spent by September 30, 2022 - **\$27,141**
  - ESSER Fund to be spent by September 30, 2022 - **\$222,102**

## 3 Average Daily Attendance Analysis

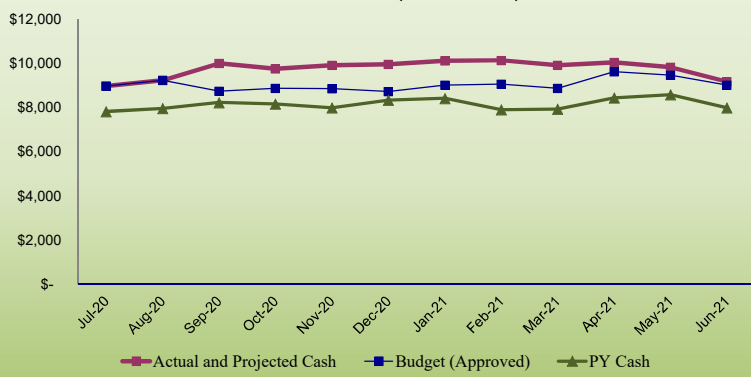
Category	Actual through Month 5	Forecasted P2	Budgeted P2	Better/ (Worse)	Prior Month Forecast	Prior Year P2
Enrollment	492	490	520	(30)	490	490
ADA %	89.4%	91.0%	95.0%	-4.0%	95.7%	96.0%
Average ADA	440.33	468.98	494.00	(25.02)	468.98	468.98

## 4 LCFF Supplemental & Concentration Grant Factors

Category	Budget	Forecast	Variance	Prior Year
Unduplicated Pupil %	90.0%	90.0%	0.0%	91.9%
3-Year Average %	93.3%	93.3%	0.0%	95.1%
District UPP C. Grant Cap	85.4%	85.4%	0.0%	85.4%

INCOME STATEMENT	Forecast	VS. Budget		VS. Last Month		FY 20-21 YTD			Historical
	As of 12/31/20	FY 20-21 Budget	Variance B/(W)	Prior Month FC	Variance B/(W)	Actual YTD	Budget YTD	Variance B/(W)	FY 19-20
Local Control Funding Formula	5,173,305	5,173,305	0	5,173,305	0	2,485,150	2,182,873	302,277	5,206,614
Federal Revenue	1,321,480	1,356,608	(35,129)	1,356,608	(35,129)	618,836	84,726	534,110	361,679
State Revenue	255,254	257,287	(2,033)	257,287	(2,033)	52,298	95,795	(43,497)	293,280
Other Local Revenue	859,333	670,989	188,344	671,801	187,533	505,712	392,945	112,767	348,370
Grants/Fundraising	-	-	0	-	0	-	-	0	6,786
<b>TOTAL REVENUE</b>	<b>7,609,372</b>	<b>7,458,189</b>	<b>151,183</b>	<b>7,459,001</b>	<b>150,371</b>	<b>3,661,996</b>	<b>2,756,339</b>	<b>905,657</b>	<b>6,216,729</b>
Total per ADA	16,225	15,098	1,128	15,905	321				13,256
w/o Grants/Fundraising	16,225	15,098	1,128	15,905	321				13,241
Certificated Salaries	2,174,665	2,265,831	91,166	2,227,198	(52,532)	1,063,744	1,066,750	3,005	1,946,054
Classified Salaries	601,340	580,460	(20,880)	611,331	(9,991)	245,610	249,472	3,862	787,297
Benefits	803,082	796,402	(6,679)	778,814	24,268	370,693	364,118	(6,575)	741,003
Student Supplies	1,112,974	1,056,755	(56,219)	1,140,385	(27,411)	224,347	584,004	359,657	201,163
Operating Expenses	1,619,318	1,596,815	(22,503)	1,521,907	97,411	634,592	697,547	62,956	1,049,255
Other	1,177,716	1,173,888	(3,828)	1,175,386	2,330	610,251	606,422	(3,828)	1,182,984
<b>TOTAL EXPENSES</b>	<b>7,489,096</b>	<b>7,470,152</b>	<b>(18,944)</b>	<b>7,455,021</b>	<b>34,075</b>	<b>3,149,236</b>	<b>3,568,313</b>	<b>419,078</b>	<b>5,907,754</b>
Total per ADA	15,969	15,122	(847)	15,896	73				12,597
<b>NET INCOME / (LOSS)</b>	<b>120,276</b>	<b>(11,963)</b>	<b>132,239</b>	<b>3,980</b>	<b>184,446</b>	<b>512,761</b>	<b>(811,974)</b>	<b>1,328,563</b>	<b>308,974</b>
<b>OPERATING INCOME</b>	<b>1,101,889</b>	<b>965,821</b>	<b>136,068</b>	<b>983,262</b>	<b>118,627</b>	<b>1,007,806</b>	<b>(320,756)</b>	<b>1,328,563</b>	<b>1,290,595</b>
<b>EBITDA</b>	<b>1,297,993</b>	<b>1,161,925</b>	<b>136,068</b>	<b>1,179,366</b>	<b>118,627</b>	<b>1,123,011</b>	<b>(205,552)</b>	<b>1,328,563</b>	<b>1,491,958</b>

## 6 Cash Balance (in \$1,000's)



Year-End Cash Balance		
Projected	Budget	Variance
9,167,046	9,006,582	160,464

## 7 Balance Sheet

Balance Sheet	6/30/2020	11/30/2020	12/31/2020	6/30/2021 FC
<b>Assets</b>				
Cash, Operating	8,625,840	9,915,281	9,955,727	9,167,046
Cash, Restricted	0	0	0	0
Accounts Receivable	917,147	253,593	253,593	925,062
Due From Others	3,782	3,782	3,782	3,782
Other Assets	12,937	13,669	13,669	24,782
Net Fixed Assets	33,036,252	32,642,627	32,579,606	32,093,039
<b>Total Assets</b>	<b>42,595,958</b>	<b>42,828,953</b>	<b>42,806,377</b>	<b>42,213,712</b>
<b>Liabilities</b>				
A/P & Payroll	13,560	168,588	66,230	1,375
Due to Others	405,025	205,111	205,111	205,128
Deferred Revenue	0	0	0	0
Total Debt	9,987,095	9,869,738	9,831,998	9,696,655
<b>Total Liabilities</b>	<b>10,405,680</b>	<b>10,243,437</b>	<b>10,103,339</b>	<b>9,903,158</b>
<b>Equity</b>				
Beginning Fund Bal.	31,315,002	32,190,278	32,190,278	32,190,278
Net Income/(Loss)	875,275	395,239	512,761	120,276
<b>Total Equity</b>	<b>32,190,278</b>	<b>32,585,516</b>	<b>32,703,038</b>	<b>32,310,554</b>
<b>Total Liabilities &amp; Equity</b>	<b>42,595,958</b>	<b>42,828,953</b>	<b>42,806,377</b>	<b>42,213,712</b>

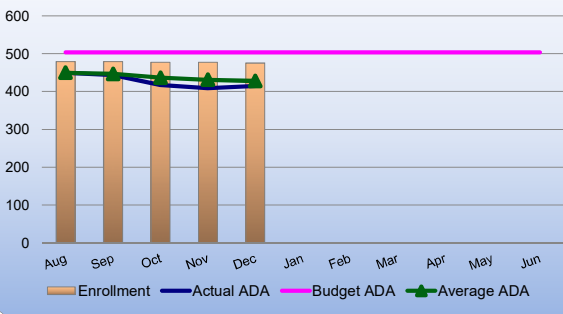
Available Line of Credit				
Days Cash on Hand	639	559	558	514
Cash Reserve %	175.1%	153.1%	153.0%	140.9%

# WALLIS ANNENBERG HIGH SCHOOL - Financial Dashboard (December 2020)

## 1 Key Performance Indicators

ADA vs. Budget ● Cash on Hand ●  
 Net Income / (Loss) ● Year-End Cash ●

## 2 ADA & Enrollment



## KEY POINTS

### ○ LEARNING LOSS MITIGATION FUNDS AWARDED

- Coronavirus Relief Fund to be spent by December 30, 2020 - **\$573,607**
- State GF to be spent by June 30, 2021 - **\$51,284**
- GEER Fund to be spent by September 30, 2022 - **\$28,061**
- ESSER Fund to be spent by September 30, 2022 - **\$217,486**

### ○ LEARNING LOSS MITIGATION FUNDS LEFT TO SPEND

- State GF to be spent by June 30, 2021 - **\$51,284**
- GEER Fund to be spent by September 30, 2022 - **\$28,061**
- ESSER Fund to be spent by September 30, 2022 - **\$217,486**

## 3 Average Daily Attendance Analysis

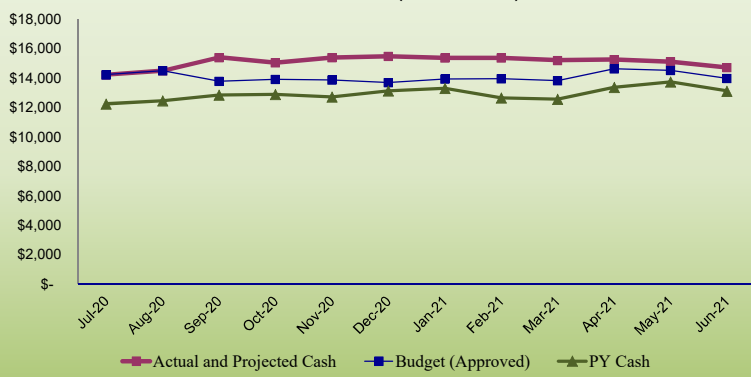
Category	Actual through Month 3	Forecasted P2	Budgeted P2	Better/(Worse)	Prior Month Forecast	Prior Year P2
Enrollment	477	493	530	(37)	493	493
ADA %	91.0%	91.0%	95.0%	-4.0%	95.4%	94.0%
Average ADA	436.38	470.31	503.50	(33.19)	470.31	470.31

## 4 LCFE Supplemental & Concentration Grant Factors

Category	Budget	Forecast	Variance	Prior Year
Unduplicated Pupil %	76.0%	76.0%	0.0%	81.9%
3-Year Average %	84.6%	84.6%	0.0%	89.0%
District UPP C. Grant Cap	85.4%	85.4%	0.0%	85.4%

INCOME STATEMENT	Forecast	VS. Budget		VS. Last Month		FY 20-21 YTD			Historical
	As of 12/31/20	FY 20-21 Budget	Variance B/(W)	Prior Month FC	Variance B/(W)	Actual YTD	Budget YTD	Variance B/(W)	FY 19-20
Local Control Funding Formula	5,929,465	5,929,465	0	5,929,465	0	2,865,615	2,441,014	424,601	6,027,024
Federal Revenue	1,334,103	1,367,053	(32,949)	1,367,053	(32,949)	680,516	81,269	599,247	357,276
State Revenue	175,350	177,104	(1,754)	177,104	(1,754)	73,355	35,089	38,266	177,445
Other Local Revenue	1,440,238	937,663	502,575	773,958	666,280	901,440	617,842	283,598	358,623
Grants/Fundraising	-	-	0	-	0	-	-	0	7,917
<b>TOTAL REVENUE</b>	<b>8,879,157</b>	<b>8,411,285</b>	<b>467,872</b>	<b>8,247,580</b>	<b>631,577</b>	<b>4,520,926</b>	<b>3,175,213</b>	<b>1,345,712</b>	<b>6,928,285</b>
<i>Total per ADA</i>	18,879	16,706	2,174	17,536	1,343				14,731
<i>w/o Grants/Fundraising</i>	18,879	16,706	2,174	17,536	1,343				14,714
Certificated Salaries	3,254,556	3,279,549	24,994	3,238,934	15,622	1,768,079	1,663,956	(104,123)	2,639,449
Classified Salaries	549,414	581,199	31,785	557,315	(7,901)	212,891	244,676	31,785	541,769
Benefits	976,859	1,005,908	29,048	979,885	(3,026)	479,385	406,994	(72,392)	876,221
Student Supplies	1,162,673	1,228,040	65,367	1,192,830	(30,158)	368,518	673,090	304,572	210,560
Operating Expenses	1,676,435	1,658,840	(17,594)	1,685,728	(9,294)	700,620	795,110	94,490	1,174,205
Other	17,249	16,906	(343)	16,916	333	8,801	8,458	(343)	15,729
<b>TOTAL EXPENSES</b>	<b>7,637,186</b>	<b>7,770,442</b>	<b>133,257</b>	<b>7,671,608</b>	<b>(34,423)</b>	<b>3,538,295</b>	<b>3,792,284</b>	<b>253,990</b>	<b>5,457,933</b>
<i>Total per ADA</i>	16,239	15,433	(806)	16,312	(73)				11,605
<b>NET INCOME / (LOSS)</b>	<b>1,241,972</b>	<b>640,843</b>	<b>601,129</b>	<b>575,972</b>	<b>597,154</b>	<b>982,631</b>	<b>(617,071)</b>	<b>1,600,045</b>	<b>1,470,352</b>
<b>OPERATING INCOME</b>	<b>1,259,220</b>	<b>657,748</b>	<b>601,472</b>	<b>592,887</b>	<b>666,333</b>	<b>991,432</b>	<b>(608,613)</b>	<b>1,600,045</b>	<b>1,486,081</b>
<b>EBITDA</b>	<b>1,259,220</b>	<b>657,748</b>	<b>601,472</b>	<b>592,887</b>	<b>666,333</b>	<b>991,432</b>	<b>(608,613)</b>	<b>1,600,045</b>	<b>1,486,081</b>

## 6 Cash Balance (in \$1,000's)



Year-End Cash Balance		
Projected	Budget	Variance
14,712,665	13,971,302	741,364

Balance Sheet	6/30/2020	11/30/2020	12/31/2020	6/30/2021 FC
<b>Assets</b>				
Cash, Operating	13,836,354	15,381,296	15,476,453	14,712,665
Cash, Restricted	0	0	0	0
Accounts Receivable	826,737	31,800	31,800	937,270
Due From Others	6,381	(99,681)	(99,681)	(99,681)
Other Assets	18,729	14,515	14,515	30,851
Net Fixed Assets	162,915	164,851	182,514	174,066
<b>Total Assets</b>	<b>14,851,116</b>	<b>15,492,781</b>	<b>15,605,601</b>	<b>15,755,171</b>
<b>Liabilities</b>				
A/P & Payroll	50,695	187,720	140,768	30,969
Due to Others	652,546	334,328	334,328	334,355
Deferred Revenue	0	0	0	0
Total Debt	60,528	60,528	60,528	60,528
<b>Total Liabilities</b>	<b>763,769</b>	<b>582,576</b>	<b>535,623</b>	<b>425,853</b>
<b>Equity</b>				
Beginning Fund Bal.	11,971,197	14,087,346	14,087,346	14,087,346
Net Income/(Loss)	2,116,149	822,858	982,631	1,241,972
<b>Total Equity</b>	<b>14,087,346</b>	<b>14,910,205</b>	<b>15,069,978</b>	<b>15,329,318</b>
<b>Total Liabilities &amp; Equity</b>	<b>14,851,116</b>	<b>15,492,781</b>	<b>15,605,601</b>	<b>15,755,171</b>

Available Line of Credit				
Days Cash on Hand	928	733	741	705
Cash Reserve %	254.2%	200.9%	203.1%	193.1%

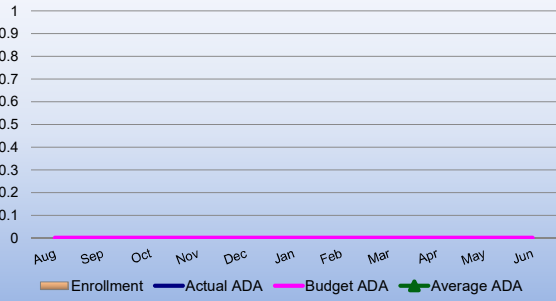
# The Accelerated Schools - Home Office - Financial Dashboard (December 2020)

## 1 Key Performance Indicators

ADA vs. Budget ● Cash on Hand ●  
 Net Income / (Loss) ● Year-End Cash ●

## KEY POINTS

## 2 ADA & Enrollment



## 3 Average Daily Attendance Analysis

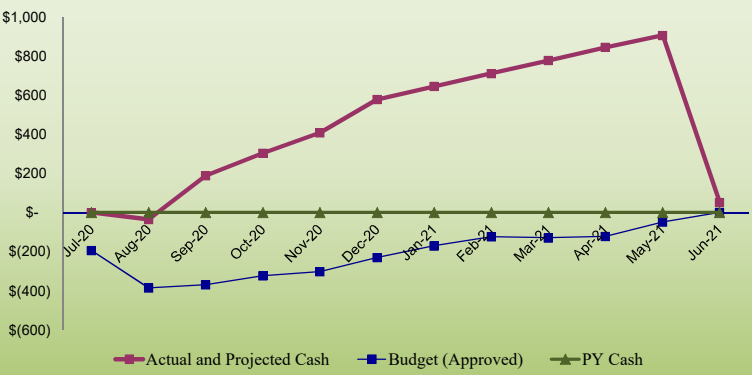
Category	Actual through Month 0	Forecasted P2	Budgeted P2	Better/ (Worse)	Prior Month Forecast	Prior Year P2
Enrollment						
ADA %						
Average ADA						

## 4 LCFF Supplemental & Concentration Grant Factors

Category	Budget	Forecast	Variance	Prior Year
Unduplicated Pupil %				
3-Year Average %				
District UPP C. Grant Cap				

INCOME STATEMENT	Forecast	VS. BUDGET		VS. LAST MONTH		FY 20-21 YTD			Historical
	As of 12/31/20	FY 20-21 Budget	Variance B/(W)	Prior Month FC	Variance B/(W)	Actual YTD	Budget YTD	Variance B/(W)	FY 19-20
Local Control Funding Formula	-	-	0	-	0	-	-	0	0
Federal Revenue	-	-	0	-	0	-	-	0	0
State Revenue	-	-	0	-	0	-	-	0	0
Other Local Revenue	2,381,474	2,260,561	120,913	2,381,474	0	952,590	909,421	43,169	0
Grants/Fundraising	-	-	0	-	0	3,994	-	3,994	0
<b>TOTAL REVENUE</b>	<b>2,381,474</b>	<b>2,260,561</b>	<b>120,913</b>	<b>2,381,474</b>	<b>0</b>	<b>956,584</b>	<b>909,421</b>	<b>47,163</b>	<b>0</b>
<i>Total per ADA w/o Grants/Fundraising</i>									
Certificated Salaries	482,600	495,000	12,400	442,383	40,217	0	247,500	247,500	0
Classified Salaries	819,333	914,233	94,900	751,055	68,278	0	457,117	457,117	0
Benefits	352,848	375,190	22,343	338,444	14,404	0	189,262	189,262	0
Student Supplies	29,111	14,000	(15,111)	31,409	(2,298)	29,111	13,000	(16,111)	0
Operating Expenses	631,408	462,138	(169,270)	602,806	28,602	326,528	232,735	(93,792)	0
Other	-	-	0	0	0	0	0	0	0
<b>TOTAL EXPENSES</b>	<b>2,315,299</b>	<b>2,260,561</b>	<b>(54,738)</b>	<b>2,166,097</b>	<b>149,202</b>	<b>355,638</b>	<b>1,139,614</b>	<b>783,976</b>	<b>0</b>
<i>Total per ADA</i>									
<b>NET INCOME / (LOSS)</b>	<b>66,175</b>	<b>0</b>	<b>66,175</b>	<b>215,377</b>	<b>149,202</b>	<b>600,946</b>	<b>(230,193)</b>	<b>831,138</b>	<b>0</b>
<b>OPERATING INCOME</b>	<b>66,175</b>	<b>0</b>	<b>66,175</b>	<b>215,377</b>	<b>(149,202)</b>	<b>600,946</b>	<b>(230,193)</b>	<b>831,138</b>	<b>0</b>
<b>EBITDA</b>	<b>66,175</b>	<b>0</b>	<b>66,175</b>	<b>215,377</b>	<b>(149,202)</b>	<b>600,946</b>	<b>(230,193)</b>	<b>831,138</b>	<b>0</b>

## 6 Cash Balance (in \$1,000's)



Year-End Cash Balance		
Projected	Budget	Variance
51,118	0	51,118

## 7 Balance Sheet

Balance Sheet	6/30/2020	11/30/2020	12/31/2020	6/30/2021 FC
<b>Assets</b>				
Cash, Operating	0	408,168	578,868	51,118
Cash, Restricted	0	0	0	0
Accounts Receivable	0	0	0	0
Due From Others	0	0	0	0
Other Assets	0	22,078	22,078	22,078
Net Fixed Assets	0	0	0	0
<b>Total Assets</b>	<b>0</b>	<b>430,245</b>	<b>600,946</b>	<b>73,196</b>
<b>Liabilities</b>				
A/P & Payroll	0	64,667	0	3,026
Due to Others	0	0	0	3,994
Deferred Revenue	0	0	0	0
Total Debt	0	0	0	0
<b>Total Liabilities</b>	<b>0</b>	<b>64,667</b>	<b>0</b>	<b>7,020</b>
<b>Equity</b>				
Beginning Fund Bal.	0	0	0	0
Net Income/(Loss)	0	365,578	600,946	66,175
<b>Total Equity</b>	<b>0</b>	<b>365,578</b>	<b>600,946</b>	<b>66,175</b>
<b>Total Liabilities &amp; Equity</b>	<b>0</b>	<b>430,245</b>	<b>600,946</b>	<b>73,196</b>

Available Line of Credit			
Days Cash on Hand		69	91
Cash Reserve %		18.8%	25.0%



## THE ACCELERATED SCHOOLS Financial Analysis December 2020

### Net Income

THE ACCELERATED SCHOOLS is projected to have a net income of \$368K in FY20-21 compared to **(\$37K)** in the board approved budget. Reasons for this positive \$404K variance are explained below in the Income Statement section of this analysis.

### Balance Sheet

As of December 31, 2020, the CONSOLIDATED cash balance was \$37.69M. By June 30, 2021, the CONSOLIDATED cash balance is projected to be \$35.31M.

As of December 31, 2020, the Accounts Receivable balance was \$361K.

As of December 31, 2020, the Accounts Payable balance, including payroll liabilities, totaled \$104, compared to \$484K in the prior month.

As of December 31, 2020, THE ACCELERATED SCHOOLS had a Debt balance of \$10.08M

### Income Statement

#### Revenue

Total revenue for FY20-21 is projected to be \$30.41M, which is \$1.35M over budgeted revenue of \$29.06M.

- \$1.4M higher in Other Local due to realized/unrealized gain on investments trend.

#### Expenses

Total expenses for FY20-21 are projected to be \$30.04M, which is \$942K over budgeted expenditures of \$29.10M.

- \$517K higher in Benefits due to Health & Welfare trending higher than budget.
- \$250K higher in Curriculum and Student Supplies.

### ADA

#### The Accelerated School:

Budgeted average ADA for FY20-21 is 707.75 based on an enrollment of 745 and a 95.0% attendance rate.

The forecast assumes an ADA of 701.93 based on an enrollment of 732 and a 94.0% attendance rate.

*This report will discuss revenue and expenditure variances from the Board-approved budget that are above \$20,000 and 10%.*



**Accelerated Charter Elementary School:**

Budgeted average ADA for FY20-21 is 494.00 based on an enrollment of 520 and a 95.0% attendance rate.

The forecast assumes an ADA of 468.98 based on an enrollment of 490 and a 94.0% attendance rate.

**Wallis Annenberg High School:**

Budgeted average ADA for FY20-21 is 503.50 based on an enrollment of 530 and a 95.0% attendance rate.

The forecast assumes an ADA of 470.31 based on an enrollment of 493 and a 94.0% attendance rate.

*This report will discuss revenue and expenditure variances from the Board-approved budget that are above \$20,000 and 10%.*

**THE ACCELERATED SCHOOLS  
(Consolidated)  
Income Stmt  
Dec 2020**

**Income Stmt for Board Financial Package**

Financial Row	Actual (Dec 2020)	Budget (Dec 2020)	Current Month Variance	YTD Actual (Jul 2020 - Dec 2020)	YTD Budget (Jul 2020 - Dec 2020)	YTD Variance	Total Budget (Jul 2020 - Jun 2021)	Budget Remaining
<b>Income</b>								
<b>LCFF Revenues</b>								
8011 - Local Control Funding Formula	975,269	973,833	1,436	4,984,708	4,592,763	391,945	10,820,361	5,835,653
8012 - Education Protection Account	819,201	0	819,201	1,638,401	773,342	865,059	3,093,369	1,454,968
8096 - In Lieu of Property Taxes	384,603	383,762	841	2,403,772	2,400,406	3,366	4,797,024	2,393,252
<b>Total LCFF Revenues</b>	<b>\$2,179,073</b>	<b>\$1,357,594</b>	<b>\$821,479</b>	<b>\$9,026,881</b>	<b>\$7,766,511</b>	<b>\$1,260,370</b>	<b>\$18,710,754</b>	<b>\$9,683,873</b>
<b>Federal Revenues</b>								
8181 - Special Education - Federal (IDEA)	27,276	26,825	451	170,476	168,675	1,801	335,318	164,842
8221 - Child Nutrition - Federal (20-21)	174,353	76,183	98,170	436,459	118,083	318,375	685,646	249,187
8291 - Title I	0	0	0	0	0	0	794,961	794,961
8292 - Title II	0	0	0	0	0	0	94,692	94,692
8294 - Title III	7,808	0	7,808	7,808	0	7,808	51,823	44,015
8295 - Title IV, SSAE	14,894	0	14,894	25,565	0	25,565	59,302	33,737
8299 - All Other Federal Revenue	23,230	0	23,230	2,019,768	0	2,019,768	2,720,753	700,985
<b>Total Federal Revenues</b>	<b>\$247,561</b>	<b>\$103,008</b>	<b>\$144,552</b>	<b>\$2,660,076</b>	<b>\$286,758</b>	<b>\$2,373,318</b>	<b>\$4,742,495</b>	<b>\$2,082,419</b>
<b>Other State Revenues</b>								
8520 - Child Nutrition - State	14,549	4,130	10,420	36,421	6,401	30,020	37,167	746
8550 - Mandate Block Grant	0	0	0	41,864	0	41,864	41,788	(76)
8561 - State Lottery - Non Prop 20	0	0	0	0	0	0	246,183	246,183
8562 - State Lottery - Prop 20	0	0	0	0	0	0	80,420	80,420
8591 - SB740	0	0	0	0	0	0	36,000	36,000
8593 - After School Education & Safety	0	0	0	0	151,480	(151,480)	233,046	233,046
8599 - State Revenue - Other	0	0	0	161,249	104,812	56,437	161,249	0
<b>Total Other State Revenues</b>	<b>\$14,549</b>	<b>\$4,130</b>	<b>\$10,420</b>	<b>\$239,534</b>	<b>\$262,693</b>	<b>(\$23,159)</b>	<b>\$835,853</b>	<b>\$596,318</b>
<b>Local Revenues</b>								
8660 - Interest & Dividend Income	89,476	75,625	13,851	418,378	455,537	(37,158)	907,500	489,122
8662 - Net Increase (Decrease) in Fair Value of Investments	220,058	0	220,058	1,224,219	626,598	597,621	626,598	(597,621)
8681 - Intra-Agency Fee Income (20-21)	238,147	198,456	39,691	952,590	1,389,193	(436,604)	2,381,474	1,428,884
8697 - E-Rate	0	0	0	2,972	1,061	1,911	1,061	(1,911)
8698 - SELPA Grant	0	0	0	41,108	0	41,108	0	(41,108)
8699 - All Other Local Revenue	1,952	0	1,952	8,625	300	8,325	300	(8,325)
8792 - Transfers of Apportionments - Special Education	86,366	77,980	8,386	539,789	506,246	33,543	974,753	434,964
<b>Total Local Revenues</b>	<b>\$635,999</b>	<b>\$352,061</b>	<b>\$283,938</b>	<b>\$3,187,681</b>	<b>\$2,978,936</b>	<b>\$208,745</b>	<b>\$4,891,687</b>	<b>\$1,704,006</b>
<b>Grants &amp; Fundraising</b>								
8692 - Grants	0	0	0	11,500	0	11,500	0	(11,500)
8695 - Contributions & Events	3,994	0	3,994	7,050	28	7,022	28	(7,022)
<b>Total Grants &amp; Fundraising</b>	<b>\$3,994</b>	<b>\$0</b>	<b>\$3,994</b>	<b>\$18,550</b>	<b>\$28</b>	<b>\$18,522</b>	<b>\$28</b>	<b>(\$18,522)</b>
<b>Gross Income</b>	<b>\$3,081,176</b>	<b>\$1,816,794</b>	<b>\$1,264,382</b>	<b>\$15,132,722</b>	<b>\$11,294,926</b>	<b>\$3,837,796</b>	<b>\$29,180,816</b>	<b>\$14,048,095</b>
<b>Expenses</b>								
<b>Certificated Salaries</b>								
1110 - Teachers' Salaries	506,421	499,935	6,486	2,931,800	2,923,883	7,917	5,923,494	2,991,694
1170 - Teachers' Salaries - Substitute	6,394	8,352	(1,958)	30,848	33,409	(2,561)	83,523	52,675
1175 - Teachers' Salaries - Stipend/Extra Duty	31,000	5,000	26,000	852,586	423,586	429,000	893,586	41,000
1215 - Certificated Pupil Support - Psychologist	33,682	25,591	8,091	193,712	158,166	35,546	311,711	118,000
1299 - Certificated Pupil Support - Other	7,500	15,227	(7,727)	46,714	77,623	(30,909)	168,987	122,273
1300 - Certificated Supervisors' & Administrators' Salaries	170,442	203,712	(33,270)	1,133,925	1,255,219	(121,294)	2,477,492	1,343,567
<b>Total Certificated Salaries</b>	<b>\$755,439</b>	<b>\$757,818</b>	<b>(\$2,379)</b>	<b>\$5,189,584</b>	<b>\$4,871,886</b>	<b>\$317,698</b>	<b>\$9,858,792</b>	<b>\$4,669,208</b>
<b>Classified Salaries</b>								
2111 - Instructional Aide & Other Salaries	25,381	74,347	(48,966)	112,017	306,325	(194,309)	752,407	640,391
2200 - Classified Support Salaries	116,436	98,380	18,057	604,608	535,001	69,607	1,125,280	520,672
2300 - Classified Supervisors' & Administrators' Salaries	34,000	35,591	(1,591)	233,162	232,757	405	446,302	213,140
2400 - Classified Office Staff Salaries	66,640	75,023	(8,383)	392,571	436,078	(43,507)	886,217	493,646
2900 - Other Classified Salaries	28,937	0	28,937	126,185	14,325	111,860	14,325	(111,860)
<b>Total Classified Salaries</b>	<b>\$271,395</b>	<b>\$283,341</b>	<b>(\$11,946)</b>	<b>\$1,468,543</b>	<b>\$1,524,486</b>	<b>(\$55,943)</b>	<b>\$3,224,531</b>	<b>\$1,755,988</b>
<b>Employee Benefits</b>								
3111 - STRS - State Teachers Retirement System	117,730	122,388	(4,658)	753,855	765,750	(11,894)	1,571,135	817,280
3311 - OASDI - Social Security	18,346	17,567	779	98,325	96,736	1,589	202,139	103,813
3331 - MED - Medicare	12,672	15,097	(2,425)	85,401	90,246	(4,846)	187,207	101,807
3401 - H&W - Health & Welfare	274,996	85,443	189,554	767,986	490,716	277,270	1,224,073	456,087
3501 - SUI - State Unemployment Insurance	0	521	(521)	0	2,091	(2,091)	5,434	5,434



3601 - Workers' Compensation Insurance	0	30,158	(30,158)	137,336	162,761	(25,426)	283,394	146,059
3901 - Other Retirement Benefits	0	6,845	(6,845)	0	27,872	(27,872)	68,944	68,944
<b>Total Employee Benefits</b>	<b>\$423,744</b>	<b>\$278,018</b>	<b>\$145,725</b>	<b>\$1,842,903</b>	<b>\$1,636,172</b>	<b>\$206,731</b>	<b>\$3,542,327</b>	<b>\$1,699,424</b>
<b>Supplies</b>								
4111 - Core Curricula Materials	0	766	(766)	394,770	153,332	241,437	157,928	(236,842)
4211 - Books & Other Reference Materials	0	1,151	(1,151)	40,555	42,246	(1,691)	49,154	8,599
4311 - Student Materials	16,782	49,739	(32,957)	210,349	305,902	(95,553)	604,337	393,988
4351 - Office Supplies	621	3,051	(2,430)	6,701	13,691	(6,990)	32,000	25,299
4371 - Custodial Supplies	915	6,422	(5,507)	30,352	32,989	(2,636)	71,523	41,170
4391 - Food (Non Nutrition Program)	0	1,150	(1,150)	4,532	6,653	(2,121)	13,553	9,021
4392 - Uniforms	304	1,270	(966)	3,019	5,080	(2,061)	12,700	9,681
4393 - PE & Sports Equipment	0	600	(600)	0	2,400	(2,400)	6,000	6,000
4395 - Before & After School Program Supplies	0	500	(500)	0	2,000	(2,000)	5,000	5,000
4399 - All Other Supplies	17,980	19,849	(1,869)	56,180	195,167	(138,986)	369,027	312,847
4411 - Non Capitalized Equipment	372,283	401,669	(29,386)	548,599	1,140,568	(591,969)	1,966,643	1,418,043
4711 - Nutrition Program Food & Supplies	105,084	43,649	61,435	595,363	344,390	250,973	670,306	74,942
<b>Total Supplies</b>	<b>\$513,971</b>	<b>\$529,818</b>	<b>(\$15,847)</b>	<b>\$1,890,421</b>	<b>\$2,244,419</b>	<b>(\$353,998)</b>	<b>\$3,958,170</b>	<b>\$2,067,749</b>
<b>Operating Expenses</b>								
5211 - Travel & Conferences	0	275	(275)	1,247	2,348	(1,101)	4,000	2,754
5311 - Dues & Memberships	10,400	3,524	6,876	33,579	21,741	11,838	42,885	9,306
5451 - General Insurance	0	20,216	(20,216)	143,466	80,864	62,602	161,729	18,263
5511 - Utilities	27,226	41,704	(14,478)	168,556	209,871	(41,315)	460,095	291,539
5521 - Security Services	2,846	1,295	1,552	9,344	7,773	1,570	15,541	6,197
5531 - Housekeeping Services	0	0	0	39,702	39,702	0	39,702	0
5599 - Other Facility Operations & Utilities	3,401	3,764	(363)	51,117	40,950	10,168	63,533	12,416
5611 - School Rent - Private Facility	5,150	4,970	180	30,900	30,180	720	60,000	29,100
5619 - Other Facility Rentals	0	3,355	(3,355)	12,697	13,421	(724)	33,552	20,855
5621 - Equipment Lease	6,775	5,916	859	36,123	31,036	5,087	66,533	30,410
5631 - Vendor Repairs	3,804	9,351	(5,547)	36,167	53,895	(17,729)	110,000	73,833
5812 - Field Trips & Pupil Transportation	0	34	(34)	(335)	(201)	(134)	0	335
5821 - Legal	(2,019)	7,303	(9,322)	132,324	65,597	66,727	120,000	(12,324)
5823 - Audit	0	2,552	(2,552)	0	10,209	(10,209)	25,523	25,523
5831 - Advertisement & Recruitment	0	1,000	(1,000)	230	4,064	(3,833)	10,064	9,833
5841 - Contracted Substitute Teachers	12,278	22,802	(10,524)	50,393	92,438	(42,045)	229,250	178,857
5842 - Special Education Services	27,674	28,274	(601)	126,627	133,329	(6,702)	302,974	176,347
5843 - Non Public School	14,006	11,360	2,646	63,448	62,933	515	142,000	78,552
5844 - After School Services	0	20,606	(20,606)	0	82,424	(82,424)	206,061	206,061
5849 - Other Student Instructional Services	0	121,826	(121,826)	12,050	195,503	(183,453)	334,259	322,209
5852 - PD Consultants & Tuition	0	10,285	(10,285)	21,444	56,956	(35,512)	118,667	97,223
5854 - Nursing & Medical (Non-IEP)	440	3,494	(3,054)	5,645	13,977	(8,332)	34,943	29,298
5859 - All Other Consultants & Services	12,622	47,155	(34,533)	230,005	264,457	(34,452)	547,388	317,382
5861 - Non Instructional Software	3,530	13,062	(9,532)	80,026	93,800	(13,774)	172,170	92,144
5865 - Fundraising Cost	0	203	(203)	0	813	(813)	2,033	2,033
5871 - District Oversight Fees	15,136	15,305	(169)	94,602	95,278	(676)	187,108	92,506
5872 - Special Education Fees (SELPA)	22,728	20,961	1,767	142,052	134,985	7,067	262,014	119,962
5881 - Intra-Agency Fees	238,147	238,147	0	952,590	952,590	0	2,381,474	1,428,885
5899 - All Other Expenses	808	3,121	(2,313)	81,593	51,288	30,305	81,014	(579)
5911 - Office Phone	720	2,071	(1,352)	9,015	11,195	(2,180)	23,623	14,608
5913 - Mobile Phone	0	4,090	(4,090)	3,001	17,496	(14,494)	42,038	39,037
5921 - Internet	10,950	3,173	7,777	90,736	31,992	58,744	51,028	(39,708)
5923 - Website Hosting	0	63	(63)	0	253	(253)	634	634
5931 - Postage & Shipping	1,962	464	1,498	8,877	4,032	4,844	6,817	(2,060)
5999 - Other Communications	94	1,070	(976)	33,843	17,763	16,080	24,181	(9,662)
<b>Total Operating Expenses</b>	<b>\$418,678</b>	<b>\$672,792</b>	<b>(\$254,113)</b>	<b>\$2,701,063</b>	<b>\$2,924,953</b>	<b>(\$223,890)</b>	<b>\$6,362,831</b>	<b>\$3,661,768</b>
<b>Capital Outlay</b>								
6901 - Depreciation Expense	175,212	172,424	2,788	1,046,861	1,040,099	6,762	2,074,642	1,027,781
<b>Total Capital Outlay</b>	<b>\$175,212</b>	<b>\$172,424</b>	<b>\$2,788</b>	<b>\$1,046,861</b>	<b>\$1,040,099</b>	<b>\$6,762</b>	<b>\$2,074,642</b>	<b>\$1,027,781</b>
<b>Other Expenses</b>								
7438 - Interest Expense	16,320	16,320	0	115,205	115,205	0	196,104	80,899
<b>Total Other Expenses</b>	<b>\$16,320</b>	<b>\$16,320</b>	<b>\$0</b>	<b>\$115,205</b>	<b>\$115,205</b>	<b>\$0</b>	<b>\$196,104</b>	<b>\$80,899</b>
<b>Total Expenses</b>	<b>\$2,574,758</b>	<b>\$2,710,531</b>	<b>(\$135,772)</b>	<b>\$14,254,579</b>	<b>\$14,357,220</b>	<b>(\$102,640)</b>	<b>\$29,217,397</b>	<b>\$14,962,817</b>
<b>Net Income</b>	<b>\$506,418</b>	<b>(\$893,737)</b>	<b>\$1,400,155</b>	<b>\$878,142</b>	<b>(\$3,062,294)</b>	<b>\$3,940,436</b>	<b>(\$36,580)</b>	<b>(\$914,723)</b>

**THE ACCELERATED SCHOOLS**  
**(Consolidated)**  
**Balance Sheet**  
**End of Dec 2020**

**Balance Sheet for Board Financial Package**

Financial Row	Amount
<b>ASSETS</b>	
Current Assets	
Cash	
Cash in County	\$13,624,941
Cash in Bank	\$2,254,921
Petty Cash	\$500
Cash in Investment Accounts	\$21,992,085
<b>Total Cash</b>	<b>\$37,872,447</b>
Accounts Receivable	\$361,024
Due From Others	\$604,931
Prepaid Expenses	\$84,444
<b>Total Current Assets</b>	<b>\$38,922,847</b>
Fixed Assets	\$69,842,089
<b>Total ASSETS</b>	<b>\$108,764,936</b>
<b>LIABILITIES &amp; EQUITY</b>	
Liabilities	
Current Liabilities	
Accounts Payable	\$452,712
Payroll Liabilities	(\$349,110)
Due to Others	\$456,411
Current Loans	\$134,859
<b>Total Current Liabilities</b>	<b>\$694,872</b>
Long Term Liabilities	\$9,950,200
<b>Total Liabilities</b>	<b>\$10,645,072</b>
Equity	
Beginning Fund Balance	\$97,241,722
Net Income	\$878,142
<b>Total Equity</b>	<b>\$98,119,864</b>
<b>Total LIABILITIES &amp; EQUITY</b>	<b>\$108,764,936</b>

**THE ACCELERATED SCHOOLS  
CONSOLIDATED  
CHECK REGISTER  
NOVEMBER 2020**

Document Number	Payee	Date	Description	Amount	Site
11533	AMAZ001-1121 AMAZON CAPITAL SERVICES	11/3/2020	RIGOROUS LITERACY INSTRUCTION TEACHING BOOKS (10)	240.18	TAS - WAHS
11533	AMAZ001-1121 AMAZON CAPITAL SERVICES	11/3/2020	RIGOROUS LITERACY INSTRUCTION TEACHING BOOKS (10)	209.19	TAS - TAS K-8
11533	AMAZ001-1121 AMAZON CAPITAL SERVICES	11/3/2020	RIGOROUS LITERACY INSTRUCTION TEACHING BOOKS (10)	604.88	TAS - ACES
11533	AMAZ001-1121 AMAZON CAPITAL SERVICES	11/3/2020	RIGOROUS LITERACY INSTRUCTION TEACHING BOOKS (10)	389.09	TAS - HOME OFFICE
11534	BLIC001-1121 BLICK ART MATERIALS	11/3/2020	ART SUPPLIES (90)	343.94	TAS - WAHS
11535	CALI003-1121 CALIFORNIA CREDIT UNION	11/3/2020	09/20 - CREDIT CARD PURCHASES	149.00	TAS - WAHS
11535	CALI003-1121 CALIFORNIA CREDIT UNION	11/3/2020	09/20 - CREDIT CARD PURCHASES	55.00	TAS - ACES
11535	CALI003-1121 CALIFORNIA CREDIT UNION	11/3/2020	09/20 - CREDIT CARD PURCHASES	534.57	TAS - TAS K-8
11536	CDWG001-1121 CDW GOVERNMENT	11/3/2020	GOGUARDIAN TEACHERS LICENSE (333)	2,480.85	TAS - TAS K-8
11537	CERT001-1121 CERTIFIX LIVE SCAN	11/3/2020	VOID	0.00	TAS - TAS K-8
11538	CINT001-1121 CINTAS	11/3/2020	CUSTODIAL SUPPLIES FOR CAFETERIA	824.62	TAS - TAS K-8
11539	COLL001-1121 COLLEGE BOARD - AP EXAM	11/3/2020	AP EXAMINATIONS	7,950.00	TAS - WAHS
11540	DELA001-1121 DE LAGE LANDEN FINANCIAL SERVICES, INC.	11/3/2020	10/20 - COPIER LEASE - ACCT #269739	781.45	TAS - TAS K-8
11540	DELA001-1121 DE LAGE LANDEN FINANCIAL SERVICES, INC.	11/3/2020	10/20 - COPIER LEASE - ACCT #269739	781.44	TAS - WAHS
11541	DEPA001-1121 DEPARTMENT OF JUSTICE	11/3/2020	09/20 - FINGERPRINT	32.00	TAS - TAS K-8
11542	DIGI001-1121 DIGITAL SYNERGY CONSULTING INC.	11/3/2020	CABLING INSTALLATION	2,322.13	TAS - TAS K-8
11543	CUEV001-1121 ESTELA CUEVAS	11/3/2020	REIM - POSTAGE	47.40	TAS - ACES
11544	GREE001-1121 GREENLAND SUPPLY INC	11/3/2020	CUSTODIAL SUPPLIES	227.08	TAS - TAS K-8
11544	GREE001-1121 GREENLAND SUPPLY INC	11/3/2020	CUSTODIAL SUPPLIES	227.06	TAS - WAHS
11545	LITT001-1121 LITTLE CITIZENS WESTSIDE ACADEMY	11/3/2020	09/20 - NPS - SPECIAL EDUCATION SERVICES	3,057.31	TAS - WAHS
11545	LITT001-1121 LITTLE CITIZENS WESTSIDE ACADEMY	11/3/2020	09/20 - NPS - SPECIAL EDUCATION SERVICES	3,062.30	TAS - TAS K-8
11546	LOSA836-1121 LOS ANGELES DEPARTMENT OF WATER & POWEF	11/3/2020	08/31 - 10/01/20 - WATER - ACCT #836 210 0000	60.60	TAS - TAS K-8
11547	LOSA851-1121 LOS ANGELES DEPARTMENT OF WATER & POWEF	11/3/2020	08/31 - 10/01/20 - ELECTRIC, LIGHTING, WATER & SEWER - ACCT #851 260 0000	223.32	TAS - TAS K-8
11548	MCGR001-1121 MCGRAW HILL	11/3/2020	SCIENCE TEXTBOOKS FOR STUDENTS	243,846.27	TAS - TAS K-8
11549	V0001669 Mobile Edge Team	11/3/2020	FY20/21 - HOT SPOT INTERNET SERVICE LICENSES (50)	750.00	TAS - HOME OFFICE
11550	MOBI001-1121 MOBILE RELAY ASSOCIATES	11/3/2020	08/20 - ANALOG SERVICE - ACCT #C17349	172.00	TAS - TAS K-8
11551	OFFI001-1121 OFFICE DEPOT, INC.	11/3/2020	OFFICE SUPPLIES	1,121.66	TAS - ACES
11551	OFFI001-1121 OFFICE DEPOT, INC.	11/3/2020	OFFICE SUPPLIES	1,121.67	TAS - WAHS
11551	OFFI001-1121 OFFICE DEPOT, INC.	11/3/2020	OFFICE SUPPLIES	1,783.18	TAS - TAS K-8
11552	PREM001-1121 PREMIER EDUCATIONAL STAFFING LLC	11/3/2020	10/07 - 10/09/20 - SUBSTITUTE TEACHERS	1,250.00	TAS - TAS K-8
11553	SOCA841-1121 SOCALGAS	11/3/2020	09/18 - 10/20/20 - GAS - ACCT #027 146 4984 1	15.88	TAS - ACES
11554	V0002823 United Rentals	11/3/2020	09/29 - 10/27/20 - PORTABLE SINK RENTALS	985.50	TAS - ACES
11554	V0002823 United Rentals	11/3/2020	09/29 - 10/27/20 - PORTABLE SINK RENTALS	985.50	TAS - WAHS
11554	V0002823 United Rentals	11/3/2020	09/29 - 10/27/20 - PORTABLE SINK RENTALS	1,478.25	TAS - TAS K-8
11555	WHET001-1121 WHETSTONE EDUCATION	11/3/2020	OBSERVATION SOFTWARE	2,221.05	TAS - WAHS
11555	WHET001-1121 WHETSTONE EDUCATION	11/3/2020	OBSERVATION SOFTWARE	2,181.66	TAS - ACES
11555	WHET001-1121 WHETSTONE EDUCATION	11/3/2020	OBSERVATION SOFTWARE	3,397.29	TAS - TAS K-8
11556	ZOOM001-1121 ZOOM VIDEO COMMUNICATIONS, INC	11/3/2020	10/23/20 - 04/28/21 - ZOOM SUBSCRIPTION	46.36	TAS - HOME OFFICE
11557	LOSA001-1121 LOS ANGELES UNIFIED SCHOOL DISTRICT	11/3/2020	11/04/20 - SECONDARY CUMULATIVE RECORDS WEBINAR	180.00	TAS - TAS K-8
11557	LOSA001-1121 LOS ANGELES UNIFIED SCHOOL DISTRICT	11/3/2020	11/04/20 - SECONDARY CUMULATIVE RECORDS WEBINAR	45.00	TAS - WAHS
11557	LOSA001-1121 LOS ANGELES UNIFIED SCHOOL DISTRICT	11/3/2020	11/04/20 - SECONDARY CUMULATIVE RECORDS WEBINAR	90.00	TAS - ACES
11558	CITY003-1121 CITY OF LOS ANGELES	11/5/2020	2021 FIRE PERMIT RENEWAL - #0002067680-0001-5	516.00	TAS - TAS K-8
11559	CITY002-1121 CITY OF LOS ANGELES	11/5/2020	07/20 - 09/20 - CLASS 2 INSPECTION & CONTROL FEE - #W-506318	211.25	TAS - TAS K-8
11560	V0003279 EdEfficiency LLC	11/5/2020	AUTOMATED FLEX SCHEDULES LICENSE	3,305.00	TAS - WAHS
11561	V0003278 N2Y LLC	11/5/2020	10/09/20 - 06/30/21 - INSTRUCTIONAL RESOURCES SUBSCRIPTION - SPED	1,312.78	TAS - WAHS
11562	PURC001-1121 PURCHASE POWER	11/5/2020	09/21 - 10/13/20 - POSTAGE REFILL - ACCT #8000-9090-0768-6608	366.83	TAS - ACES
11562	PURC001-1121 PURCHASE POWER	11/5/2020	09/21 - 10/13/20 - POSTAGE REFILL - ACCT #8000-9090-0768-6608	373.45	TAS - WAHS
11562	PURC001-1121 PURCHASE POWER	11/5/2020	09/21 - 10/13/20 - POSTAGE REFILL - ACCT #8000-9090-0768-6608	571.22	TAS - TAS K-8
11563	V0003277 Smoothwall, Inc.	11/5/2020	FY20/21 - SMOOTHWALL FILTER & FIREWALL	33,116.37	TAS - HOME OFFICE

11564	SPEC223-1121 SPECTRUM	11/5/2020 09/18 - 10/17/20 - INTERNET - ACCT #8448 30 073 5694223	916.60	TAS - TAS K-8
11565	TMOB778-1121 T-MOBILE #778	11/5/2020 09/03 - 09/20/20 - MOBILE INTERNET - ACCT #969889778 - ACES	2,205.54	TAS - TAS K-8
11565	TMOB778-1121 T-MOBILE #778	11/5/2020 09/03 - 09/20/20 - MOBILE INTERNET - ACCT #969889778 - ACES	872.02	TAS - ACES
11565	TMOB778-1121 T-MOBILE #778	11/5/2020 09/03 - 09/20/20 - MOBILE INTERNET - ACCT #969889778 - ACES	640.04	TAS - WAHS
11/06/20-BERKM	BERK001-1121 BERKSHIRE HATHAWAY HOMESTATE COMPANIES	11/6/2020 09/20 - WORKERS COMPENSATION	5,798.11	TAS - WAHS
11/06/20-BERKM	BERK001-1121 BERKSHIRE HATHAWAY HOMESTATE COMPANIES	11/6/2020 09/20 - WORKERS COMPENSATION	4,188.13	TAS - ACES
11/06/20-BERKM	BERK001-1121 BERKSHIRE HATHAWAY HOMESTATE COMPANIES	11/6/2020 09/20 - WORKERS COMPENSATION	12,007.64	TAS - TAS K-8
11/10/20-BERKM	BERK001-1121 BERKSHIRE HATHAWAY HOMESTATE COMPANIES	11/10/2020 10/20 - WORKERS COMPENSATION	16,559.07	TAS - TAS K-8
11/10/20-BERKM	BERK001-1121 BERKSHIRE HATHAWAY HOMESTATE COMPANIES	11/10/2020 10/20 - WORKERS COMPENSATION	8,102.29	TAS - WAHS
11/10/20-BERKM	BERK001-1121 BERKSHIRE HATHAWAY HOMESTATE COMPANIES	11/10/2020 10/20 - WORKERS COMPENSATION	6,402.84	TAS - ACES
11566	ORTI001-1121 ALEJANDRA ORTIZ	11/11/2020 REIM: K & 5TH GRADE CERTIFICATE	91.37	TAS - TAS K-8
11567	COHN001-1121 ALEXANDRA COHN	11/11/2020 REIM: INK & THERAPY TOOLS	68.25	TAS - TAS K-8
11568	AMAZ001-1121 AMAZON CAPITAL SERVICES	11/11/2020 LABEL MAKER & TAPE	90.34	TAS - ACES
11568	AMAZ001-1121 AMAZON CAPITAL SERVICES	11/11/2020 LABEL MAKER & TAPE	37.64	TAS - HOME OFFICE
11569	AT&T812-1121 AT&T	11/11/2020 09/24 - 10/23/20 - ELEVATOR PHONE - ACCT #9391067812	219.03	TAS - TAS K-8
11570	AT&T616-1121 AT&T	11/11/2020 LATE FEE	282.21	TAS - TAS K-8
11571	BETT001-1121 BETTER 4 YOU MEALS	11/11/2020 10/20 - BREAKFAST & LUNCH	115,500.00	TAS - TAS K-8
11572	CALI003-1121 CALIFORNIA CREDIT UNION	11/11/2020 10/20 - CREDIT CARD PURCHASES	125.00	TAS - TAS K-8
11572	CALI003-1121 CALIFORNIA CREDIT UNION	11/11/2020 10/20 - CREDIT CARD PURCHASES	85.28	TAS - HOME OFFICE
11573	CITY003-1121 CITY OF LOS ANGELES	11/11/2020 2021 POLICE ALARM PERMIT - #0379911-19	11.87	TAS - TAS K-8
11574	CROS001-1121 CROSS COUNTRY EDUCATION	11/11/2020 10/26 - 10/30/20 - SPECIAL EDUCATION SERVICES - AIDE - LT	1,779.38	TAS - ACES
11574	CROS001-1121 CROSS COUNTRY EDUCATION	11/11/2020 10/26 - 10/30/20 - SPECIAL EDUCATION SERVICES - AIDE - LT	3,982.85	TAS - TAS K-8
11574	CROS001-1121 CROSS COUNTRY EDUCATION	11/11/2020 10/26 - 10/30/20 - SPECIAL EDUCATION SERVICES - AIDE - LT	6,134.13	TAS - WAHS
11575	MICH001-1121 DEBORAH MICHELS	11/11/2020 REIM: RING LIGHT & DOCUMENT CAMERA	131.88	TAS - TAS K-8
11576	CUEV001-1121 ESTELA CUEVAS	11/11/2020 REIM: INK CARTRIDGE & POSTAGE SCALE	55.65	TAS - TAS K-8
11577	EXED001-1121 EXED	11/11/2020 10/20 - MANAGEMENT CONTRACT FEE	27,178.13	TAS - HOME OFFICE
11578	GOOD001-1121 GOODSUITE	11/11/2020 11/06 - 12/05/20 - COPIER LEASE - #2372-01	120.50	TAS - ACES
11579	AYAL001-1121 JAZMINE AYALA	11/11/2020 REIM: YEARBOOK	55.00	TAS - TAS K-8
11580	JOST001-1121 JOSTENS	11/11/2020 DIPLOMA	9.89	TAS - WAHS
11581	LAES001-1121 LA ESCONDIDA LANDSCAPE MAINTENANCE	11/11/2020 10/20 - GARDEN MAINTENANCE	500.00	TAS - ACES
11582	LAW001-1121 LAW OFFICES OF YOUNG, MINNEY & CORR, LLP	11/11/2020 LEGAL SERVICES THROUGH 10/31/20	8,058.50	TAS - HOME OFFICE
11583	WASH001-1121 LESLIE WASHKO	11/11/2020 REIM: INK, DIGITAL LESSON PLAN, & MONITOR	167.00	TAS - TAS K-8
11584	LIEB001-1121 LIEBERT CASSIDY WHITMORE	11/11/2020 09/20 - PROFESSIONAL LEGAL SERVICES	51,041.10	TAS - HOME OFFICE
11585	V0001913 Literacy Resources, LLC	11/11/2020 KINDERGARTEN PHONEMIC AWARENESS CURRICULUM	604.72	TAS - TAS K-8
11586	LITT001-1121 LITTLE CITIZENS WESTSIDE ACADEMY	11/11/2020 07/20 - NPS - SPECIAL EDUCATION SERVICES	4,390.92	TAS - WAHS
11586	LITT001-1121 LITTLE CITIZENS WESTSIDE ACADEMY	11/11/2020 07/20 - NPS - SPECIAL EDUCATION SERVICES	4,320.92	TAS - TAS K-8
11587	LOSA484-1121 LOS ANGELES DEPARTMENT OF WATER & POWER	11/11/2020 07/02 - 08/03/20 - WATER & SEWER - ACCT #484 320 0000	335.21	TAS - TAS K-8
11588	LOSA851-1121 LOS ANGELES DEPARTMENT OF WATER & POWER	11/11/2020 06/04 - 07/01/20 - ELECTRIC, LIGHTING, WATER & SEWER - #851 260 0000	207.56	TAS - TAS K-8
11589	V0001912 Lucio Construction	11/11/2020 RAILING PAINTING	5,641.00	TAS - WAHS
11590	OFFI001-1121 OFFICE DEPOT, INC.	11/11/2020 ENVELOPES	70.36	TAS - HOME OFFICE
11590	OFFI001-1121 OFFICE DEPOT, INC.	11/11/2020 ENVELOPES	10.25	TAS - ACES
11591	PREM001-1121 PREMIER EDUCATIONAL STAFFING LLC	11/11/2020 10/19 - 10/23/20 - SUBSTITUTE TEACHERS	2,640.00	TAS - TAS K-8
11592	SEIU001-1121 SEIU LOCAL '99	11/11/2020 10/20 - SEIU DUES	202.35	TAS - ACES
11592	SEIU001-1121 SEIU LOCAL '99	11/11/2020 10/20 - SEIU DUES	1,549.75	TAS - TAS K-8
11592	SEIU001-1121 SEIU LOCAL '99	11/11/2020 10/20 - SEIU DUES	305.59	TAS - WAHS
11593	BARC001-1121 SIMONE BARCLAY	11/11/2020 REIM: STUDENT INCENTIVES	112.20	TAS - TAS K-8
11594	SPEC628-1121 SPECTRUM	11/11/2020 07/01 - 08/20/20 - OFFICE PHONE - ACCT #8448 30 073 7603628	1,180.54	TAS - TAS K-8
11595	STST001-1121 ST. STEPHEN'S HUNGARY CHURCH	11/11/2020 11/20 - SCHOOL RENT	5,150.00	TAS - TAS K-8
11596	SUGE001-1121 SUGERMAN COMMUNICATIONS GROUP	11/11/2020 09/20 - COMMUNICATION SERVICES	7,600.00	TAS - HOME OFFICE
11597	TEAC001-1121 TEACHERS ON RESERVE	11/11/2020 10/19 - 10/23/20 - SUBSTITUTE TEACHERS	6,190.40	TAS - ACES
11597	TEAC001-1121 TEACHERS ON RESERVE	11/11/2020 10/19 - 10/23/20 - SUBSTITUTE TEACHERS	1,102.58	TAS - TAS K-8
11598	UTLA001-1121 UTLA	11/11/2020 10/20 - UTLA DUES	1,283.72	TAS - ACES
11598	UTLA001-1121 UTLA	11/11/2020 10/20 - UTLA DUES	1,738.10	TAS - WAHS
11598	UTLA001-1121 UTLA	11/11/2020 10/20 - UTLA DUES	2,376.64	TAS - TAS K-8
11599	VERI001-1121 VERIZON WIRELESS	11/11/2020 06/23 - 07/22/20 - MOBILE PHONE - ACCT #460539130-00001	636.94	TAS - TAS K-8
11600	ENRI001-1121 VICTOR ENRIQUEZ	11/11/2020 REIM: YEARBOOK & PROM	120.00	TAS - TAS K-8
11601	WILL001-1121 WILLIAMS SCOTSMAN, INC.	11/11/2020 11/03 - 12/02/20 - RAMP RENTAL	219.00	TAS - TAS K-8
11602	CALI003-1121 CALIFORNIA CREDIT UNION	11/11/2020 10/20 - CREDIT CARD PURCHASES	308.00	TAS - ACES

11602	CALI003-1121 CALIFORNIA CREDIT UNION	11/11/2020 10/20 - CREDIT CARD PURCHASES	15.00	TAS - TAS K-8
11602	CALI003-1121 CALIFORNIA CREDIT UNION	11/11/2020 10/20 - CREDIT CARD PURCHASES	27.66	TAS - HOME OFFICE
11603	CITY003-1121 CITY OF LOS ANGELES	11/11/2020 2021 POLICE ALARM PERMIT - #0408696-98	11.87	TAS - ACES
11604	CITY003-1121 CITY OF LOS ANGELES	11/11/2020 2021 POLICE ALARM PERMIT - #0342989-98	11.87	TAS - TAS K-8
11605	V0003389 Advanced Imaging Strategies	11/12/2020 AUTOMATED TEMPERATURE SCREENING SYSTEM	3,360.78	TAS - ACES
11605	V0003389 Advanced Imaging Strategies	11/12/2020 AUTOMATED TEMPERATURE SCREENING SYSTEM	3,360.78	TAS - TAS K-8
11606	ADVA001-1121 ADVANCED PURE WATER	11/12/2020 12/20 - WATER FILTRATION RENTAL - #1008522	69.26	TAS - WAHS
11606	ADVA001-1121 ADVANCED PURE WATER	11/12/2020 12/20 - WATER FILTRATION RENTAL - #1008522	147.84	TAS - ACES
11606	ADVA001-1121 ADVANCED PURE WATER	11/12/2020 12/20 - WATER FILTRATION RENTAL - #1008522	105.94	TAS - TAS K-8
11607	AMA2001-1121 AMAZON CAPITAL SERVICES	11/12/2020 COUNTER BINGO CHIPS	107.59	TAS - TAS K-8
11608	BLIC001-1121 BLICK ART MATERIALS	11/12/2020 ART MATERIALS FOR STUDENTS	3,007.62	TAS - WAHS
11609	CINT001-1121 CINTAS	11/12/2020 CUSTODIAL SUPPLIES FOR CAFETERIA	1,070.41	TAS - TAS K-8
11610	DELA001-1121 DE LAGE LANDEN FINANCIAL SERVICES, INC.	11/12/2020 10/15 - 11/14/20 - COPIER LEASE - ACCT #269739	590.72	TAS - TAS K-8
11610	DELA001-1121 DE LAGE LANDEN FINANCIAL SERVICES, INC.	11/12/2020 10/15 - 11/14/20 - COPIER LEASE - ACCT #269739	590.72	TAS - WAHS
11611	FLUE001-1121 FLUE STEAM INC.	11/12/2020 PREVENTIVE MAINTENANCE - CAFE EXHAUST FAN	343.22	TAS - TAS K-8
11612	V0003392 Flywheel Brands	11/12/2020 TWO SIDED DESK PARTITION (50)	2,045.00	TAS - TAS K-8
11613	V0003387 Heinemann	11/12/2020 GUIDED READING WEBINAR	351.97	TAS - ACES
11614	HESS001-1121 HESS AND ASSOCIATES, INC	11/12/2020 FY20/21 ANNUAL FEE - WAHS	357.50	TAS - TAS K-8
11614	HESS001-1121 HESS AND ASSOCIATES, INC	11/12/2020 FY20/21 ANNUAL FEE - WAHS	250.00	TAS - WAHS
11614	HESS001-1121 HESS AND ASSOCIATES, INC	11/12/2020 FY20/21 ANNUAL FEE - WAHS	588.43	TAS - ACES
11614	HESS001-1121 HESS AND ASSOCIATES, INC	11/12/2020 FY20/21 ANNUAL FEE - WAHS	984.07	TAS - HOME OFFICE
11615	LITT001-1121 LITTLE CITIZENS WESTSIDE ACADEMY	11/12/2020 10/20 - NPS - SPECIAL EDUCATION SERVICES	3,325.70	TAS - TAS K-8
11615	LITT001-1121 LITTLE CITIZENS WESTSIDE ACADEMY	11/12/2020 10/20 - NPS - SPECIAL EDUCATION SERVICES	3,320.71	TAS - WAHS
11616	MCGR001-1121 MCGRAW HILL	11/12/2020 READING WONDERS PRACTICE BOOKS	188.67	TAS - ACES
11617	V0001669 Mobile Edge Team	11/12/2020 FY20/21 - HOT SPOT INTERNET SERVICE LICENSES (25)	375.00	TAS - HOME OFFICE
11618	NANC001-1121 NANCY FETZER'S LITERACY CONNECTIONS INC.	11/12/2020 WRITING CURRICULUM MANUALS	3,887.23	TAS - TAS K-8
11619	OFFI001-1121 OFFICE DEPOT, INC.	11/12/2020 STUDENT MATERIALS	150.12	TAS - TAS K-8
11619	OFFI001-1121 OFFICE DEPOT, INC.	11/12/2020 STUDENT MATERIALS	750.07	TAS - ACES
11620	V0003391 RAFT (Resource Area For Teaching)	11/12/2020 SCIENCE MATERIALS FOR STUDENTS	416.84	TAS - TAS K-8
11621	SCHO002-1121 SCHOOL SPECIALTY II	11/12/2020 NOTEBOOK (84)	196.84	TAS - TAS K-8
11622	SLAU001-1121 SLAUSON LEARNING CENTER	11/12/2020 10/20 - NPS - SPED CONSULTATION	3,590.62	TAS - WAHS
11622	SLAU001-1121 SLAUSON LEARNING CENTER	11/12/2020 10/20 - NPS - SPED CONSULTATION	3,434.50	TAS - TAS K-8
11623	V0003135 Snappy App, Inc.	11/12/2020 INCENTIVES - STAFF APPRECIATION	769.41	TAS - HOME OFFICE
11624	SPEC223-1121 SPECTRUM	11/12/2020 10/18 - 11/17/20 - INTERNET - ACCT #8448 30 073 5694223	917.29	TAS - TAS K-8
11625	V0003137 SSA Security Group	11/12/2020 12/20 - PATROL SERVICES	450.00	TAS - HOME OFFICE
11626	STAP343-1121 STAPLES TECHNOLOGY SOLUTION	11/12/2020 POWER ADAPTERS (36)	1,695.06	TAS - HOME OFFICE
11627	VERI001-1121 VERIZON WIRELESS	11/12/2020 09/23 - 10/22/20 - MOBILE PHONE - ACCT #460539130-00001	502.27	TAS - HOME OFFICE
11628	AMA2001-1121 AMAZON CAPITAL SERVICES	11/19/2020 TOYS FOR STUDENTS	5,136.99	TAS - ACES
11628	AMA2001-1121 AMAZON CAPITAL SERVICES	11/19/2020 TOYS FOR STUDENTS	211.87	TAS - TAS K-8
11628	AMA2001-1121 AMAZON CAPITAL SERVICES	11/19/2020 TOYS FOR STUDENTS	134.47	TAS - HOME OFFICE
11629	AT&T104-1121 AT&T	11/19/2020 10/02 - 11/01/20 - ACCT #323 231 8136 110 4	370.14	TAS - TAS K-8
11630	AT&T616-1121 AT&T	11/19/2020 09/25 - 10/24/20 - LONG DISTANCE - ACCT #323 238 0369 561 6	290.53	TAS - TAS K-8
11631	AT&T030-1121 AT&T	11/19/2020 11/20 - ACCT #030 376 2019 001	7.77	TAS - HOME OFFICE
11632	CINT001-1121 CINTAS	11/19/2020 CUSTODIAL SUPPLIES FOR CAFETERIA	412.31	TAS - TAS K-8
11633	DELA001-1121 DE LAGE LANDEN FINANCIAL SERVICES, INC.	11/19/2020 11/20 - COPIER LEASE - ACCT #269739	900.07	TAS - TAS K-8
11633	DELA001-1121 DE LAGE LANDEN FINANCIAL SERVICES, INC.	11/19/2020 11/20 - COPIER LEASE - ACCT #269739	900.07	TAS - WAHS
11634	DEWE001-1121 DEWEY PEST CONTROL	11/19/2020 08/20 - PEST CONTROL - ACCT #986802	153.00	TAS - WAHS
11635	EDEN001-1121 EDEN DEVELOPMENT & CONSULTING, INC.	11/19/2020 OFFICE REMODELING	9,000.00	TAS - WAHS
11635	EDEN001-1121 EDEN DEVELOPMENT & CONSULTING, INC.	11/19/2020 OFFICE REMODELING	9,000.00	TAS - TAS K-8
11636	FIRS001-1121 FIRST FIRE SYSTEMS	11/19/2020 FIRE ALARM SERVICE REPAIR	330.00	TAS - ACES
11637	GMSE001-1121 GMS ELEVATOR SERVICES INC.	11/19/2020 11/20 - MONTHLY SERVICE BILLING - ACES	280.00	TAS - ACES
11637	GMSE001-1121 GMS ELEVATOR SERVICES INC.	11/19/2020 11/20 - MONTHLY SERVICE BILLING - ACES	213.48	TAS - WAHS
11637	GMSE001-1121 GMS ELEVATOR SERVICES INC.	11/19/2020 11/20 - MONTHLY SERVICE BILLING - ACES	326.52	TAS - TAS K-8
11638	V0003390 Goalbook	11/19/2020 SPED GOALBOOK MEMBERSHIP	5,000.00	TAS - ACES
11639	GREE001-1121 GREENLAND SUPPLY INC	11/19/2020 CUSTODIAL SUPPLIES	71.90	TAS - TAS K-8
11639	GREE001-1121 GREENLAND SUPPLY INC	11/19/2020 CUSTODIAL SUPPLIES	47.01	TAS - WAHS
11640	LOSA851-1121 LOS ANGELES DEPARTMENT OF WATER & POWEF	11/19/2020 10/01 - 11/02/20 - ELECTRIC, LIGHTING, WATER & SEWER - ACCT #851 260 0000	213.27	TAS - TAS K-8
11641	LOSA032-1121 LOS ANGELES DEPARTMENT OF WATER & POWEF	11/19/2020 10/01 - 11/03/20 - WATER & SEWER - ACCT #032 310 0000	11.56	TAS - TAS K-8

11642	LOSA859-1121 LOS ANGELES DEPARTMENT OF WATER & POWEF	11/19/2020	10/01 - 10/30/20 - ELECTRIC - ACCT #859 418 0000	457.75	TAS - TAS K-8
11643	LOSA499-1121 LOS ANGELES DEPARTMENT OF WATER & POWEF	11/19/2020	10/01 - 11/03/20 - WATER & SEWER - ACCT #499 210 0000	286.55	TAS - TAS K-8
11643	LOSA499-1121 LOS ANGELES DEPARTMENT OF WATER & POWEF	11/19/2020	10/01 - 11/03/20 - WATER & SEWER - ACCT #499 210 0000	187.35	TAS - WAHS
11644	LOSA384-1121 LOS ANGELES DEPARTMENT OF WATER & POWEF	11/19/2020	10/02 - 11/03/20 - FIIRE - ACCT #384 320 0000	118.72	TAS - TAS K-8
11645	LOSA836-1121 LOS ANGELES DEPARTMENT OF WATER & POWEF	11/19/2020	10/01 - 10/31/20 - WATER - ACCT #836 210 0000	70.44	TAS - TAS K-8
11646	LOSA584-1121 LOS ANGELES DEPARTMENT OF WATER & POWEF	11/19/2020	10/02 - 11/03/20 - FIRE - ACCT #584 320 0000	67.14	TAS - TAS K-8
11647	LOSA599-1121 LOS ANGELES DEPARTMENT OF WATER & POWEF	11/19/2020	10/01 - 11/03/20 - ELECTRIC - ACCT #599 210 0000	7,245.92	TAS - WAHS
11647	LOSA599-1121 LOS ANGELES DEPARTMENT OF WATER & POWEF	11/19/2020	10/01 - 11/03/20 - ELECTRIC - ACCT #599 210 0000	11,082.87	TAS - TAS K-8
11648	LOSA484-1121 LOS ANGELES DEPARTMENT OF WATER & POWEF	11/19/2020	10/01 - 11/03/20 - WATER & SEWER - ACCT #484 320 0000	369.89	TAS - TAS K-8
11649	LOSA284-1121 LOS ANGELES DEPARTMENT OF WATER & POWEF	11/19/2020	10/01 - 11/03/20 - WATER, FIIRE & SEWER - ACCT #284 320 0000	332.46	TAS - WAHS
11649	LOSA284-1121 LOS ANGELES DEPARTMENT OF WATER & POWEF	11/19/2020	10/01 - 11/03/20 - WATER, FIIRE & SEWER - ACCT #284 320 0000	508.50	TAS - TAS K-8
11650	LOSA883-1121 LOS ANGELES DEPARTMENT OF WATER & POWEF	11/19/2020	10/01 - 11/02/20 - ELECTRIC, WATER, FIRE & SEWER - ACCT #883 132 1561	5,521.93	TAS - ACES
11651	PEAR001-1121 NCS PEARSON, INC.	11/19/2020	STUDENT SPED MATERIALS	395.86	TAS - TAS K-8
11651	PEAR001-1121 NCS PEARSON, INC.	11/19/2020	STUDENT SPED MATERIALS	395.86	TAS - ACES
11651	PEAR001-1121 NCS PEARSON, INC.	11/19/2020	STUDENT SPED MATERIALS	395.86	TAS - WAHS
11652	SPEC628-1121 SPECTRUM	11/19/2020	10/21 - 11/20/20 - OFFICE PHONE - ACCT #8448 30 073 7603628	557.09	TAS - TAS K-8
11653	V0002823 United Rentals	11/19/2020	10/27 - 11/24/20 - PORTABLE SINK RENTALS	1,478.25	TAS - TAS K-8
11653	V0002823 United Rentals	11/19/2020	10/27 - 11/24/20 - PORTABLE SINK RENTALS	985.50	TAS - WAHS
11653	V0002823 United Rentals	11/19/2020	10/27 - 11/24/20 - PORTABLE SINK RENTALS	985.50	TAS - ACES
11654	SHIH001-1121 VINCENT SHIH	11/19/2020	REIM - KECK LICENSE	1,814.00	TAS - TAS K-8
11/27/20-COVEM	V0004041 COVERIFY HEALTH LLC	11/27/2020	11/27/20 - COVID-19 PROGRAM FEE	5,205.00	TAS - TAS K-8
Overall Total				760,603.59	

**THE ACCELERATED SCHOOLS  
CONSOLIDATED  
CHECK REGISTER  
DECEMBER 2020**

Document Number	Payee	Date	Description	Amount	Site
11655	ASTE001-1121 A STEP ABOVE PEST CONTROL & TERMITES	12/4/2020 09/20 -	PEST CONTROL - ACCT #4712	347.40	TAS - TAS K-8
11656	A TEC001-1121 A-TECH SYSTEMS	12/4/2020 11/20 - 01/21 -	FIRE ALARM MONITORING	52.50	TAS - TAS K-8
11656	A TEC001-1121 A-TECH SYSTEMS	12/4/2020 11/20 - 01/21 -	FIRE ALARM MONITORING	275.00	TAS - ACES
11656	A TEC001-1121 A-TECH SYSTEMS	12/4/2020 11/20 - 01/21 -	FIRE ALARM MONITORING	52.50	TAS - WAHS
11657	AMAZ001-1121 AMAZON CAPITAL SERVICES	12/4/2020	BOOKS FOR TEACHERS, OFFICE SUPPLIES	3,008.19	TAS - ACES
11657	AMAZ001-1121 AMAZON CAPITAL SERVICES	12/4/2020	BOOKS FOR TEACHERS, OFFICE SUPPLIES	3,045.37	TAS - TAS K-8
11657	AMAZ001-1121 AMAZON CAPITAL SERVICES	12/4/2020	BOOKS FOR TEACHERS, OFFICE SUPPLIES	66.24	TAS - HOME OFFICE
11658	AT&T051-1121 AT&T	12/4/2020 10/06 - 11/05/20 -	LONG DISTANCE - ACCT #051 932 8277 001	46.92	TAS - TAS K-8
11659	BLIC001-1121 BLICK ART MATERIALS	12/4/2020	SKETCH PAD (30)	188.89	TAS - WAHS
11660	CCSA001-1121 CALIFORNIA CHARTER SCHOOLS ASSOCIATION	12/4/2020 01/01 - 12/31/21 -	MEMBERSHIP DUES	7,410.00	TAS - TAS K-8
11660	CCSA001-1121 CALIFORNIA CHARTER SCHOOLS ASSOCIATION	12/4/2020 01/01 - 12/31/21 -	MEMBERSHIP DUES	5,090.00	TAS - WAHS
11660	CCSA001-1121 CALIFORNIA CHARTER SCHOOLS ASSOCIATION	12/4/2020 01/01 - 12/31/21 -	MEMBERSHIP DUES	4,940.00	TAS - ACES
11661	CDWG001-1121 CDW GOVERNMENT	12/4/2020	HEADSET FOR STUDENTS (41)	9,923.44	TAS - TAS K-8
11662	CERT001-1121 CERTIFIX LIVE SCAN	12/4/2020 09/20 -	LIVESCAN	15.00	TAS - TAS K-8
11663	CINT001-1121 CINTAS	12/4/2020	CUSTODIAL SUPPLIES FOR CAFETERIA	622.41	TAS - TAS K-8
11664	V0003618 Committee For Children	12/4/2020	GRADE K-5 SECOND STEP SEL KITS (3)	6,974.38	TAS - TAS K-8
11665	COMP001-1121 COMPLETE PLUS HEATING & AIR CONDITIONING	12/4/2020	HVAC PREVENTIVE MAINTENANCE	3,495.41	TAS - TAS K-8
11665	COMP001-1121 COMPLETE PLUS HEATING & AIR CONDITIONING	12/4/2020	HVAC PREVENTIVE MAINTENANCE	1,903.59	TAS - WAHS
11666	DEWE001-1121 DEWEY PEST CONTROL	12/4/2020 07/20 -	PEST CONTROL - ACCT #986802	607.00	TAS - WAHS
11666	DEWE001-1121 DEWEY PEST CONTROL	12/4/2020 07/20 -	PEST CONTROL - ACCT #986802	807.20	TAS - TAS K-8
11667	V0003616 EHP International	12/4/2020	DOCUMENT CAMERA BUNDLE	873.81	TAS - TAS K-8
11668	GLOB001-1121 GLOBAL EQUIPMENT COMPANY INC.	12/4/2020	FOLDING CHAIR FOR OUTDOOR LUNCH AREA (16)	1,469.92	TAS - TAS K-8
11669	GMSE001-1121 GMS ELEVATOR SERVICES INC.	12/4/2020	ELEVATOR REPAIR	1,980.00	TAS - TAS K-8
11669	GMSE001-1121 GMS ELEVATOR SERVICES INC.	12/4/2020	ELEVATOR REPAIR	1,980.00	TAS - WAHS
11670	GRAY001-1121 GRAYCON, INC.	12/4/2020	WATER HEATER PREVENTIVE MAINTENANCE	6,804.50	TAS - ACES
11671	FLET001-1121 KELLY FLETCHER	12/4/2020	REIM: USB MICROPHONE	222.25	TAS - TAS K-8
11672	V0003619 Liliana Magana	12/4/2020	REIM: DOCUMENT CAMERA & CABLE CORD	98.05	TAS - TAS K-8
11673	OFFI001-1121 OFFICE DEPOT, INC.	12/4/2020	WATERCOLORS (75)	233.24	TAS - ACES
11674	PREM001-1121 PREMIER EDUCATIONAL STAFFING LLC	12/4/2020 11/17 - 11/20/20 -	SUBSTITUTE TEACHERS	2,000.00	TAS - TAS K-8
11675	SCHO004-1121 SCHOLASTIC INC.	12/4/2020	BOOKS FOR STUDENTS	1,351.70	TAS - ACES
11676	SPEC677-1121 SPECTRUM	12/4/2020 11/03 - 12/02/20 -	OFFICE PHONE - ACCT #8448 30 073 6745677	316.80	TAS - ACES
11677	RODR002-1121 STEVE RODRIGUEZ	12/4/2020	REIM: COMPUTER MONITOR	126.26	TAS - TAS K-8
11678	TMOB778-1121 T-MOBILE #778	12/4/2020 09/30 - 10/20/20 -	MOBILE INTERNET - ACCT #969889778	3,142.48	TAS - TAS K-8
11678	TMOB778-1121 T-MOBILE #778	12/4/2020 09/30 - 10/20/20 -	MOBILE INTERNET - ACCT #969889778	1,103.10	TAS - ACES
11678	TMOB778-1121 T-MOBILE #778	12/4/2020 09/30 - 10/20/20 -	MOBILE INTERNET - ACCT #969889778	823.62	TAS - WAHS
11679	V0003617 Teacher Synergy, LLC	12/4/2020	GAMES & ACTIVITIES FOR STUDENTS	326.90	TAS - ACES
11680	TEAC001-1121 TEACHERS ON RESERVE	12/4/2020 11/02 - 11/06/20 -	SUBSTITUTE TEACHERS	5,732.08	TAS - ACES
11681	TERM001-1121 TERMINAL HARDWARE CO INC	12/4/2020	CUSTODIAL SUPPLIES	389.56	TAS - WAHS
11681	TERM001-1121 TERMINAL HARDWARE CO INC	12/4/2020	CUSTODIAL SUPPLIES	389.57	TAS - TAS K-8
11682	V0003620 Tina Vivanco	12/4/2020	REIM: TPT - READING INTERVENTION PROGRAM	84.77	TAS - TAS K-8
11683	UNIV001-1121 UNIVERSITY AUXILIARY SERVICES	12/4/2020	FY20/21 - IMPLEMENTATION OF MESA SCHOOL PROGRAM	3,850.00	TAS - WAHS
11684	V0003469 USA Clean, Inc.	12/4/2020	HANDHELD DISINFECTANT SPRAYERS	1,495.00	TAS - ACES
11684	V0003469 USA Clean, Inc.	12/4/2020	HANDHELD DISINFECTANT SPRAYERS	1,495.00	TAS - WAHS
11684	V0003469 USA Clean, Inc.	12/4/2020	HANDHELD DISINFECTANT SPRAYERS	1,495.00	TAS - TAS K-8
11685	WARE001-1121 WARE DISPOSAL	12/4/2020 11/20 -	TRASH SERVICE - ACCT #10-1024 8	886.64	TAS - WAHS
11685	WARE001-1121 WARE DISPOSAL	12/4/2020 11/20 -	TRASH SERVICE - ACCT #10-1024 8	34.06	TAS - HOME OFFICE
11685	WARE001-1121 WARE DISPOSAL	12/4/2020 11/20 -	TRASH SERVICE - ACCT #10-1024 8	1,356.15	TAS - TAS K-8
12/04/20-COVEM	V0004041 COVERIFY HEALTH LLC	12/4/2020 12/04/20 -	COVID-19 TEST FEE INV#1019	440.00	TAS - TAS K-8
17701M	V0003971 MONICA CHAVEZ	12/24/2020 12/20/20 -	PAYROLL CHECK - MONICA CHAVEZ	2,080.51	TAS - ACES
11686	A TEC001-1121 A-TECH SYSTEMS	12/30/2020 12/20 - 02/21 -	FIRE ALARM MONITORING	235.00	TAS - TAS K-8
11687	ATHR001-1121 A-THRONE	12/30/2020 11/06 - 12/03/20 -	FENCE RENTAL	43.80	TAS - TAS K-8
11688	ADVA002-1121 ADVANCED AUTOMATED SYSTEMS	12/30/2020	AUTOMATED TEMPERATURE SCREENING SYSTEMS	6,939.84	TAS - TAS K-8

11688	ADVA002-1121 ADVANCED AUTOMATED SYSTEMS	12/30/2020 AUTOMATED TEMPERATURE SCREENING SYSTEMS	10,409.76	TAS - WAHS
11688	ADVA002-1121 ADVANCED AUTOMATED SYSTEMS	12/30/2020 AUTOMATED TEMPERATURE SCREENING SYSTEMS	10,409.75	TAS - ACES
11689	ADVA001-1121 ADVANCED PURE WATER	12/30/2020 01/21 - WATER FILTRATION RENTAL - #1008522	69.26	TAS - WAHS
11689	ADVA001-1121 ADVANCED PURE WATER	12/30/2020 01/21 - WATER FILTRATION RENTAL - #1008522	105.94	TAS - TAS K-8
11689	ADVA001-1121 ADVANCED PURE WATER	12/30/2020 01/21 - WATER FILTRATION RENTAL - #1008522	147.84	TAS - ACES
11690	AMAZ001-1121 AMAZON CAPITAL SERVICES	12/30/2020 OFFICE SUPPLIES	64.22	TAS - TAS K-8
11690	AMAZ001-1121 AMAZON CAPITAL SERVICES	12/30/2020 OFFICE SUPPLIES	1,073.99	TAS - ACES
11690	AMAZ001-1121 AMAZON CAPITAL SERVICES	12/30/2020 OFFICE SUPPLIES	35.24	TAS - HOME OFFICE
11691	V0003657 Anny Perez	12/30/2020 REIM: DJ SERVICES	400.00	TAS - WAHS
11692	APPL001-1121 APPLE INC.	12/30/2020 MACBOOK AIR	988.41	TAS - TAS K-8
11693	ATKI001-1121 ATKINSON, ANDELSON, LOYA, RUUD & ROMO	12/30/2020 10/20 - PROFESSIONAL LEGAL SERVICES - SPED	727.13	TAS - ACES
11694	BAYA001-1121 BAY ALARM COMPANY	12/30/2020 01/01 - 04/01/21 - VIDEO VERIFICATION - ACCT #3078434	502.74	TAS - WAHS
11694	BAYA001-1121 BAY ALARM COMPANY	12/30/2020 01/01 - 04/01/21 - VIDEO VERIFICATION - ACCT #3078434	834.27	TAS - TAS K-8
11694	BAYA001-1121 BAY ALARM COMPANY	12/30/2020 01/01 - 04/01/21 - VIDEO VERIFICATION - ACCT #3078434	1,059.27	TAS - ACES
11695	BETT001-1121 BETTER 4 YOU MEALS	12/30/2020 11/20 - BREAKFAST & LUNCH	105,084.00	TAS - TAS K-8
11696	BLIC001-1121 BLICK ART MATERIALS	12/30/2020 ART MATERIALS	46.98	TAS - WAHS
11697	BOAR001-1121 BOARDONTRACK INC	12/30/2020 ONE-YEAR BOARDONTRACK MEMBERSHIP FEE	7,000.00	TAS - HOME OFFICE
11698	CDWG001-1121 CDW GOVERNMENT	12/30/2020 COMPUTER CART (60)	24,947.38	TAS - ACES
11698	CDWG001-1121 CDW GOVERNMENT	12/30/2020 COMPUTER CART (60)	34,656.53	TAS - TAS K-8
11698	CDWG001-1121 CDW GOVERNMENT	12/30/2020 COMPUTER CART (60)	38,367.26	TAS - WAHS
11699	CERT001-1121 CERTIFIX LIVE SCAN	12/30/2020 11/20 - LIVESCAN	30.00	TAS - WAHS
11700	CHEM001-1121 CHEM PRO LABORATORY, INC.	12/30/2020 QUARTERLY WATER TREATMENT SERVICE	335.00	TAS - TAS K-8
11701	CINT001-1121 CINTAS	12/30/2020 CUSTODIAL SUPPLIES FOR CAFETERIA	2,727.54	TAS - TAS K-8
11702	CROS001-1121 CROSS COUNTRY EDUCATION	12/30/2020 12/14 - 12/16/20 - SPECIAL EDUCATION SERVICES - APE	13,944.60	TAS - ACES
11702	CROS001-1121 CROSS COUNTRY EDUCATION	12/30/2020 12/14 - 12/16/20 - SPECIAL EDUCATION SERVICES - APE	20,728.88	TAS - WAHS
11702	CROS001-1121 CROSS COUNTRY EDUCATION	12/30/2020 12/14 - 12/16/20 - SPECIAL EDUCATION SERVICES - APE	19,007.76	TAS - TAS K-8
11703	DELA001-1121 DE LAGE LANDEN FINANCIAL SERVICES, INC.	12/30/2020 12/20 - COPIER LEASE - ACCT #269739	2,049.49	TAS - TAS K-8
11703	DELA001-1121 DE LAGE LANDEN FINANCIAL SERVICES, INC.	12/30/2020 12/20 - COPIER LEASE - ACCT #269739	2,049.44	TAS - WAHS
11704	DEPA001-1121 DEPARTMENT OF JUSTICE	12/30/2020 11/20 - FINGERPRINT	49.00	TAS - WAHS
11705	DEWE001-1121 DEWEY PEST CONTROL	12/30/2020 12/20 - PEST CONTROL - ACCT #986802	161.80	TAS - TAS K-8
11705	DEWE001-1121 DEWEY PEST CONTROL	12/30/2020 12/20 - PEST CONTROL - ACCT #986802	153.00	TAS - WAHS
11705	DEWE001-1121 DEWEY PEST CONTROL	12/30/2020 12/20 - PEST CONTROL - ACCT #986802	85.00	TAS - ACES
11706	DIGI001-1121 DIGITAL SYNERGY CONSULTING INC.	12/30/2020 CABLING INSTALLATION (50)	707.40	TAS - HOME OFFICE
11706	DIGI001-1121 DIGITAL SYNERGY CONSULTING INC.	12/30/2020 CABLING INSTALLATION (50)	6,250.00	TAS - TAS K-8
11707	EXED001-1121 EXED	12/30/2020 11/20 - MANAGEMENT CONTRACT FEE	27,268.81	TAS - HOME OFFICE
11708	FEDE001-1121 FEDEX	12/30/2020 DELIVERY CHARGES FOR THERMAL SCANNERS	212.50	TAS - TAS K-8
11709	V0003392 Flywheel Brands	12/30/2020 TWO SIDED DESK PARTITIONS (3,000)	25,650.00	TAS - WAHS
11709	V0003392 Flywheel Brands	12/30/2020 TWO SIDED DESK PARTITIONS (3,000)	42,750.00	TAS - TAS K-8
11709	V0003392 Flywheel Brands	12/30/2020 TWO SIDED DESK PARTITIONS (3,000)	17,100.00	TAS - ACES
11710	GLOB001-1121 GLOBAL EQUIPMENT COMPANY INC.	12/30/2020 MASK STORAGE BAG (20)	3,208.86	TAS - WAHS
11710	GLOB001-1121 GLOBAL EQUIPMENT COMPANY INC.	12/30/2020 MASK STORAGE BAG (20)	4,951.34	TAS - TAS K-8
11710	GLOB001-1121 GLOBAL EQUIPMENT COMPANY INC.	12/30/2020 MASK STORAGE BAG (20)	4,349.84	TAS - ACES
11711	GMSE001-1121 GMS ELEVATOR SERVICES INC.	12/30/2020 12/20 - MONTHLY SERVICE BILLING	213.48	TAS - WAHS
11711	GMSE001-1121 GMS ELEVATOR SERVICES INC.	12/30/2020 12/20 - MONTHLY SERVICE BILLING	280.00	TAS - ACES
11711	GMSE001-1121 GMS ELEVATOR SERVICES INC.	12/30/2020 12/20 - MONTHLY SERVICE BILLING	326.52	TAS - TAS K-8
11712	GREE001-1121 GREENLAND SUPPLY INC	12/30/2020 SAFETY VEST, GARDEN SOIL, SEEDS	114.53	TAS - WAHS
11712	GREE001-1121 GREENLAND SUPPLY INC	12/30/2020 SAFETY VEST, GARDEN SOIL, SEEDS	114.55	TAS - TAS K-8
11713	HERT001-1121 HERTZ FURNITURE SYSTEMS	12/30/2020 SCHOOL DESK (500)	39,523.63	TAS - TAS K-8
11714	JOHN001-1121 JOHNSON CONTROLS	12/30/2020 NETWORK AUTOMATION ENGINE REPAIR	1,327.00	TAS - TAS K-8
11714	JOHN001-1121 JOHNSON CONTROLS	12/30/2020 NETWORK AUTOMATION ENGINE REPAIR	1,327.00	TAS - WAHS
11715	V0003935 Law Office of Heather S. Zakson	12/30/2020 01/15 - 11/09/20 - PROFESSIONAL LEGAL SERVICES - SPED	8,500.00	TAS - ACES
11716	LAWO001-1121 LAW OFFICES OF YOUNG, MINNEY & CORR, LLP	12/30/2020 LEGAL SERVICES THROUGH 11/30/20	6,060.75	TAS - HOME OFFICE
11717	LEAR001-1121 LEARNING A-Z	12/30/2020 VOCABULARY A-Z LICENSES	209.85	TAS - ACES
11718	LIEB001-1121 LIEBERT CASSIDY WHITMORE	12/30/2020 11/20 - PROFESSIONAL LEGAL SERVICES	11,913.99	TAS - HOME OFFICE
11718	LIEB001-1121 LIEBERT CASSIDY WHITMORE	12/30/2020 11/20 - PROFESSIONAL LEGAL SERVICES	2,882.00	TAS - TAS K-8
11719	LITT001-1121 LITTLE CITIZENS WESTSIDE ACADEMY	12/30/2020 12/20 - NPS - SPECIAL EDUCATION SERVICES	4,779.30	TAS - TAS K-8
11719	LITT001-1121 LITTLE CITIZENS WESTSIDE ACADEMY	12/30/2020 12/20 - NPS - SPECIAL EDUCATION SERVICES	4,569.32	TAS - WAHS
11720	LOSA499-1121 LOS ANGELES DEPARTMENT OF WATER & POWEF	12/30/2020 11/03 - 12/07/20 - WATER & SEWER - ACCT #499 210 0000	251.61	TAS - TAS K-8
11720	LOSA499-1121 LOS ANGELES DEPARTMENT OF WATER & POWEF	12/30/2020 11/03 - 12/07/20 - WATER & SEWER - ACCT #499 210 0000	164.50	TAS - WAHS
11721	LOSA484-1121 LOS ANGELES DEPARTMENT OF WATER & POWEF	12/30/2020 11/03 - 12/07/20 - WATER & SEWER - ACCT #484 320 0000	358.31	TAS - TAS K-8



11722	LOSA599-1121 LOS ANGELES DEPARTMENT OF WATER & POWEF	12/30/2020	11/03 - 12/07/20 - ELECTRIC - ACCT #599 210 0000	8,962.59	TAS - TAS K-8
11722	LOSA599-1121 LOS ANGELES DEPARTMENT OF WATER & POWEF	12/30/2020	11/03 - 12/07/20 - ELECTRIC - ACCT #599 210 0000	5,859.69	TAS - WAHS
11723	LOSA384-1121 LOS ANGELES DEPARTMENT OF WATER & POWEF	12/30/2020	11/03 - 12/05/20 - FIRE - ACCT #384 320 0000	118.72	TAS - TAS K-8
11724	LOSA284-1121 LOS ANGELES DEPARTMENT OF WATER & POWEF	12/30/2020	11/03 - 12/07/20 - WATER, FIRE & SEWER - ACCT #284 320 0000	344.08	TAS - WAHS
11724	LOSA284-1121 LOS ANGELES DEPARTMENT OF WATER & POWEF	12/30/2020	11/03 - 12/07/20 - WATER, FIRE & SEWER - ACCT #284 320 0000	526.27	TAS - TAS K-8
11725	LOSA836-1121 LOS ANGELES DEPARTMENT OF WATER & POWEF	12/30/2020	10/31 - 12/07/20 - WATER - ACCT #836 210 0000	84.02	TAS - TAS K-8
11726	LOSA883-1121 LOS ANGELES DEPARTMENT OF WATER & POWEF	12/30/2020	10/31 - 12/07/20 - ELECTRIC, WATER, FIRE & SEWER - ACCT #883 132 1561	5,892.70	TAS - ACES
11727	LOSA859-1121 LOS ANGELES DEPARTMENT OF WATER & POWEF	12/30/2020	10/30 - 12/03/20 - ELECTRIC CHARGES - ACCT #859 418 0000	374.48	TAS - TAS K-8
11728	LOSA584-1121 LOS ANGELES DEPARTMENT OF WATER & POWEF	12/30/2020	11/03 - 12/05/20 - FIRE - ACCT #584 320 0000	67.14	TAS - TAS K-8
11729	LOSA851-1121 LOS ANGELES DEPARTMENT OF WATER & POWEF	12/30/2020	11/02 - 12/07/20 - ELECTRIC, AREA LIGHTING, WATER & SEWER - ACCT #851 260 0000	225.56	TAS - TAS K-8
11730	LOSA032-1121 LOS ANGELES DEPARTMENT OF WATER & POWEF	12/30/2020	11/03 - 12/07/20 - WATER - ACCT #032 310 0000	11.56	TAS - TAS K-8
11731	MCGR001-1121 MCGRAW HILL	12/30/2020	STUDENT MATERIALS	18,107.03	TAS - TAS K-8
11732	MOBI001-1121 MOBILE RELAY ASSOCIATES	12/30/2020	01/21 - ANALOG SERVICE - ACCT #C17349	172.00	TAS - TAS K-8
11733	OFFI001-1121 OFFICE DEPOT, INC.	12/30/2020	PPE EQUIPMENT/SUPPLIES	6,499.01	TAS - TAS K-8
11733	OFFI001-1121 OFFICE DEPOT, INC.	12/30/2020	PPE EQUIPMENT/SUPPLIES	3,418.76	TAS - WAHS
11733	OFFI001-1121 OFFICE DEPOT, INC.	12/30/2020	PPE EQUIPMENT/SUPPLIES	3,654.40	TAS - ACES
11734	PITN001-1121 PITNEY BOWES	12/30/2020	09/20 - 12/19/20 - POSTAGE METER RENTAL - #0017090068	121.10	TAS - TAS K-8
11734	PITN001-1121 PITNEY BOWES	12/30/2020	09/20 - 12/19/20 - POSTAGE METER RENTAL - #0017090068	79.17	TAS - WAHS
11735	PREM001-1121 PREMIER EDUCATIONAL STAFFING LLC	12/30/2020	11/30 - 12/04/20 - SUBSTITUTE TEACHERS	1,750.00	TAS - TAS K-8
11736	PURC001-1121 PURCHASE POWER	12/30/2020	11/19 - 12/08/20 - POSTAGE METER REFILL - ACCT #8000-9090-07	886.53	TAS - TAS K-8
11736	PURC001-1121 PURCHASE POWER	12/30/2020	11/19 - 12/08/20 - POSTAGE METER REFILL - ACCT #8000-9090-07	579.60	TAS - WAHS
11737	QUAL001-1121 QUALITY REFRIGERATION, INC.	12/30/2020	12/03/20 - QUARTERLY MAINTENANCE	534.00	TAS - TAS K-8
11738	REED001-1121 REEDS PLUMBING	12/30/2020	OIL COLLECTING PIT REPAIR	412.50	TAS - WAHS
11738	REED001-1121 REEDS PLUMBING	12/30/2020	OIL COLLECTING PIT REPAIR	412.50	TAS - TAS K-8
11739	V0003134 Remind101	12/30/2020	04/07/20 - 06/30/21 - REMIND PLAN SUBSCRIPTION FEE	6,800.00	TAS - ACES
11740	ROSE001-1121 ROSETTA STONE LTD.	12/30/2020	ENGLISH BUILDING LICENSE	26,000.00	TAS - ACES
11741	SCHO004-1121 SCHOLASTIC INC.	12/30/2020	CLASSROOM LIBRARY BOOKS	1,740.91	TAS - TAS K-8
11742	SCHO003-1121 SCHOOL NURSE SUPPLY, INC.	12/30/2020	NURSE SUPPLIES	594.02	TAS - TAS K-8
11742	SCHO003-1121 SCHOOL NURSE SUPPLY, INC.	12/30/2020	NURSE SUPPLIES	445.49	TAS - WAHS
11742	SCHO003-1121 SCHOOL NURSE SUPPLY, INC.	12/30/2020	NURSE SUPPLIES	445.51	TAS - ACES
11743	SCHO002-1121 SCHOOL SPECIALTY II	12/30/2020	COMPOSITION BOOKS (84)	178.44	TAS - TAS K-8
11744	SEIU001-1121 SEIU LOCAL '99	12/30/2020	11/20 - SEIU COPE DUES	285.15	TAS - WAHS
11744	SEIU001-1121 SEIU LOCAL '99	12/30/2020	11/20 - SEIU COPE DUES	1,440.86	TAS - TAS K-8
11744	SEIU001-1121 SEIU LOCAL '99	12/30/2020	11/20 - SEIU COPE DUES	182.93	TAS - ACES
11745	SLAU001-1121 SLAUSON LEARNING CENTER	12/30/2020	11/20 - NPS - SPED CONSULTATION	4,863.87	TAS - TAS K-8
11745	SLAU001-1121 SLAUSON LEARNING CENTER	12/30/2020	11/20 - NPS - SPED CONSULTATION	4,926.12	TAS - WAHS
11746	SOCA282-1121 SOCALGAS	12/30/2020	10/20 - 11/20/20 - GAS - ACCT #029 183 6228 2	32.99	TAS - TAS K-8
11747	SOCA896-1121 SOCALGAS	12/30/2020	10/20 - 11/20/20 - GAS - ACCT #064 900 2989 6	20.00	TAS - TAS K-8
11748	SOCA841-1121 SOCALGAS	12/30/2020	10/20 - 11/20/20 - GAS - ACCT #027 146 4984 1	500.42	TAS - ACES
11749	SOCA627-1121 SOCALGAS	12/30/2020	10/20 - 11/20/20 - GAS - ACCT #073 191 9662 7	359.43	TAS - WAHS
11749	SOCA627-1121 SOCALGAS	12/30/2020	10/20 - 11/20/20 - GAS - ACCT #073 191 9662 7	549.77	TAS - TAS K-8
11750	SOCA733-1121 SOCALGAS	12/30/2020	10/20 - 11/20/20 - GAS - ACCT #012 200 2273 3	40.05	TAS - TAS K-8
11751	SPEC669-1121 SPECTRUM	12/30/2020	11/14 - 12/13/20 - OFFICE PHONE - ACCT #8448 30 073 6745669	204.15	TAS - ACES
11752	STST001-1121 ST. STEPHEN'S HUNGARY CHURCH	12/30/2020	12/20 - SCHOOL RENT	5,150.00	TAS - TAS K-8
11753	SUGE001-1121 SUGERMAN COMMUNICATIONS GROUP	12/30/2020	10/20 - COMMUNICATION SERVICES	15,995.00	TAS - HOME OFFICE
11754	SYSC001-1121 SYSCO LOS ANGELES, INC.	12/30/2020	FOOD - THANKSGIVING FUNDRAISING FUND	1,244.98	TAS - HOME OFFICE
11754	SYSC001-1121 SYSCO LOS ANGELES, INC.	12/30/2020	FOOD - THANKSGIVING FUNDRAISING FUND	885.46	TAS - TAS K-8
11755	TALI001-1121 TALIMAR SYSTEMS, INC.	12/30/2020	CAREER COUNSELING OFFICE FURNITURE	6,951.88	TAS - WAHS
11756	TEAC001-1121 TEACHERS ON RESERVE	12/30/2020	11/16 - 11/20/20 - SUBSTITUTE TEACHERS	1,242.37	TAS - TAS K-8
11756	TEAC001-1121 TEACHERS ON RESERVE	12/30/2020	11/16 - 11/20/20 - SUBSTITUTE TEACHERS	10,523.68	TAS - ACES
11757	V0003936 TentCraft, Inc.	12/30/2020	CUSTOM TENT FRAME, WALL & ROOF	22,629.77	TAS - ACES
11757	V0003936 TentCraft, Inc.	12/30/2020	CUSTOM TENT FRAME, WALL & ROOF	22,629.77	TAS - WAHS
11757	V0003936 TentCraft, Inc.	12/30/2020	CUSTOM TENT FRAME, WALL & ROOF	45,259.53	TAS - TAS K-8
11758	TERM001-1121 TERMINAL HARDWARE CO INC	12/30/2020	CUSTODIAL SUPPLIES	53.28	TAS - TAS K-8
11759	MATH001-1121 THE MATH LEARNING CENTER	12/30/2020	MATH MANIPULATIVE KITS	2,038.76	TAS - ACES
11760	UNIS001-1121 UNISAN LLC	12/30/2020	CUSTODIAL SUPPLIES	1,244.82	TAS - TAS K-8
11760	UNIS001-1121 UNISAN LLC	12/30/2020	CUSTODIAL SUPPLIES	885.80	TAS - ACES
11760	UNIS001-1121 UNISAN LLC	12/30/2020	CUSTODIAL SUPPLIES	1,244.81	TAS - WAHS
11761	V0002823 United Rentals	12/30/2020	11/24 - 12/22/20 - PORTABLE SINK RENTALS	985.50	TAS - ACES
11761	V0002823 United Rentals	12/30/2020	11/24 - 12/22/20 - PORTABLE SINK RENTALS	985.50	TAS - WAHS

11761	V0002823 United Rentals	12/30/2020 11/24 - 12/22/20 - PORTABLE SINK RENTALS	1,478.25	TAS - TAS K-8
11762	V0003469 USA Clean, Inc.	12/30/2020 HANDHELD DISINFECTANT SPRAYERS	1,798.00	TAS - TAS K-8
11762	V0003469 USA Clean, Inc.	12/30/2020 HANDHELD DISINFECTANT SPRAYERS	899.00	TAS - ACES
11762	V0003469 USA Clean, Inc.	12/30/2020 HANDHELD DISINFECTANT SPRAYERS	1,798.00	TAS - WAHS
11763	UTLA001-1121 UTLA	12/30/2020 11/20 - UTLA DUES	1,738.10	TAS - WAHS
11763	UTLA001-1121 UTLA	12/30/2020 11/20 - UTLA DUES	1,283.72	TAS - ACES
11763	UTLA001-1121 UTLA	12/30/2020 11/20 - UTLA DUES	2,376.64	TAS - TAS K-8
11764	VERI001-1121 VERIZON WIRELESS	12/30/2020 10/23 - 11/22/20 - MOBILE PHONE - ACCT #460539130-00001	708.28	TAS - HOME OFFICE
11765	VICT001-1121 VICTOR'S MARKET COMPANY	12/30/2020 TURKEY (50) - THANKSGIVING FUNDRAISING FUND	1,216.61	TAS - HOME OFFICE
11766	WILL001-1121 WILLIAMS SCOTSMAN, INC.	12/30/2020 12/03/20 - 01/02/21 - RAMP RENTAL	219.00	TAS - TAS K-8
11767	AKIN001-1121 AKINS IT	12/30/2020 IT CONSULTATION	800.00	TAS - HOME OFFICE
11768	AMAZ001-1121 AMAZON CAPITAL SERVICES	12/30/2020 SHELVING UNITS	499.95	TAS - HOME OFFICE
11768	AMAZ001-1121 AMAZON CAPITAL SERVICES	12/30/2020 SHELVING UNITS	1,175.65	TAS - TAS K-8
11768	AMAZ001-1121 AMAZON CAPITAL SERVICES	12/30/2020 SHELVING UNITS	1,252.88	TAS - ACES
11768	AMAZ001-1121 AMAZON CAPITAL SERVICES	12/30/2020 SHELVING UNITS	840.67	TAS - WAHS
11769	ZART001-1121 ASHLEY ZARTNER	12/30/2020 REIM: PD ONLINE GAMES	129.95	TAS - TAS K-8
11770	AT&T821-1121 AT&T	12/30/2020 10/11 - 11/10/20 - ELEVATOR PHONE - ACCT #323 233 7924 082 1	432.40	TAS - TAS K-8
11771	AT&T030-1121 AT&T	12/30/2020 12/20 - OFFICE PHONE - ACCT #030 376 2019 001	7.77	TAS - HOME OFFICE
11772	AT&T616-1121 AT&T	12/30/2020 10/25 - 11/24/20 - LONG DISTANCE - ACCT #323 238 0369 561 6	290.58	TAS - TAS K-8
11773	V0003938 Audrie Cervantes	12/30/2020 REIM: COMPUTER MOUSE	93.07	TAS - WAHS
11774	CALI003-1121 CALIFORNIA CREDIT UNION	12/30/2020 11/20 - WAYFAIR - OUTDOOR UMBRELLA & FURNITURE	621.93	TAS - HOME OFFICE
11774	CALI003-1121 CALIFORNIA CREDIT UNION	12/30/2020 11/20 - WAYFAIR - OUTDOOR UMBRELLA & FURNITURE	87.99	TAS - ACES
11775	COLI001-1121 COLISEO WINDOWS	12/30/2020 GLASS WINDOW REPLACEMENT	325.20	TAS - WAHS
11776	GAGG001-1121 GAGGLE.NET, INC.	12/30/2020 12/01/20 - 11/30/21 - EMAIL ARCHIVING SOFTWARE	987.34	TAS - ACES
11776	GAGG001-1121 GAGGLE.NET, INC.	12/30/2020 12/01/20 - 11/30/21 - EMAIL ARCHIVING SOFTWARE	1,005.17	TAS - WAHS
11776	GAGG001-1121 GAGGLE.NET, INC.	12/30/2020 12/01/20 - 11/30/21 - EMAIL ARCHIVING SOFTWARE	1,537.49	TAS - TAS K-8
11777	GLOB001-1121 GLOBAL EQUIPMENT COMPANY INC.	12/30/2020 AIR PURIFIERS & FILTERS	2,454.54	TAS - ACES
11777	GLOB001-1121 GLOBAL EQUIPMENT COMPANY INC.	12/30/2020 AIR PURIFIERS & FILTERS	4,477.48	TAS - TAS K-8
11777	GLOB001-1121 GLOBAL EQUIPMENT COMPANY INC.	12/30/2020 AIR PURIFIERS & FILTERS	3,659.29	TAS - WAHS
11778	GREAO01-1121 GREAT MINDS LLC	12/30/2020 EUREKA MATH WORKBOOKS	2,524.84	TAS - ACES
11779	V0001968 Jose Rojas	12/30/2020 REIM: HOSE COUPLING	107.60	TAS - TAS K-8
11780	V0003937 Justin Collins	12/30/2020 REIM: YEARBOOK	55.00	TAS - WAHS
11781	V0003939 Kimberly A Ramirez	12/30/2020 REIM: YEARBOOK	55.00	TAS - WAHS
11782	LAKE001-1121 LAKESHORE LEARNING MATERIALS	12/30/2020 ALPHABET TEACHING TUBS (SPANISH/ENGLISH)	692.59	TAS - ACES
11783	V0002052 Nearpod Inc.	12/30/2020 11/23/20 - 06/30/21 - FLOCABULARY LICENSE	2,500.00	TAS - TAS K-8
11784	PURC001-1121 PURCHASE POWER	12/30/2020 11/05 - POSTAGE METER REFILL - ACCT #800-9090-0768-6608	304.46	TAS - TAS K-8
11784	PURC001-1121 PURCHASE POWER	12/30/2020 11/05 - POSTAGE METER REFILL - ACCT #800-9090-0768-6608	199.04	TAS - WAHS
11785	SCHO003-1121 SCHOOL NURSE SUPPLY, INC.	12/30/2020 COVID-19 POSTERS	112.94	TAS - TAS K-8
11785	SCHO003-1121 SCHOOL NURSE SUPPLY, INC.	12/30/2020 COVID-19 POSTERS	84.70	TAS - ACES
11785	SCHO003-1121 SCHOOL NURSE SUPPLY, INC.	12/30/2020 COVID-19 POSTERS	84.70	TAS - WAHS
11786	SPEC628-1121 SPECTRUM	12/30/2020 11/21 - 12/20/20 - OFFICE PHONE - ACCT #8448 30 073 7603628	557.09	TAS - TAS K-8
11787	SPEC669-1121 SPECTRUM	12/30/2020 10/14 - 11/13/20 - OFFICE PHONE - ACCT #8448 30 073 6745669	204.15	TAS - ACES
11788	V0003137 SSA Security Group	12/30/2020 01/21 - PATROL SERVICES	450.00	TAS - HOME OFFICE
11789	V0003615 Versare Solutions, LLC	12/30/2020 ROOM DIVIDERS & FOLDING PARTITIONS	5,538.95	TAS - TAS K-8
11789	V0003615 Versare Solutions, LLC	12/30/2020 ROOM DIVIDERS & FOLDING PARTITIONS	4,154.33	TAS - ACES
11789	V0003615 Versare Solutions, LLC	12/30/2020 ROOM DIVIDERS & FOLDING PARTITIONS	4,154.10	TAS - WAHS
11790	AT&T051-1121 AT&T	12/30/2020 11/06 - 12/05/20 - LONG DISTANCE - ACCT #051 932 8277 001	50.30	TAS - TAS K-8
11791	AT&T104-1121 AT&T	12/30/2020 11/02 - 12/01/20 - PHONE - ACCT #323 231 8136 110 4	350.98	TAS - TAS K-8
11792	CALI003-1121 CALIFORNIA CREDIT UNION	12/30/2020 11/20 - CREDIT CARD PURCHASES	402.05	TAS - HOME OFFICE
11792	CALI003-1121 CALIFORNIA CREDIT UNION	12/30/2020 11/20 - CREDIT CARD PURCHASES	2,067.54	TAS - TAS K-8
11792	CALI003-1121 CALIFORNIA CREDIT UNION	12/30/2020 11/20 - CREDIT CARD PURCHASES	975.22	TAS - ACES
11792	CALI003-1121 CALIFORNIA CREDIT UNION	12/30/2020 11/20 - CREDIT CARD PURCHASES	917.89	TAS - WAHS
11793	CDWG001-1121 CDW GOVERNMENT	12/30/2020 DOCUMENT CAMERA (90)	44,510.72	TAS - WAHS
11793	CDWG001-1121 CDW GOVERNMENT	12/30/2020 DOCUMENT CAMERA (90)	36,007.53	TAS - TAS K-8
11793	CDWG001-1121 CDW GOVERNMENT	12/30/2020 DOCUMENT CAMERA (90)	20,852.20	TAS - ACES
11794	V0003616 EHP International	12/30/2020 COMPUTER MONITORS (35)	8,009.93	TAS - WAHS
11795	EIDE001-1121 Eide Bailly LLP	12/30/2020 FY19/20 - AUDIT SERVICES	1,993.25	TAS - WAHS
11795	EIDE001-1121 Eide Bailly LLP	12/30/2020 FY19/20 - AUDIT SERVICES	3,048.85	TAS - TAS K-8
11795	EIDE001-1121 Eide Bailly LLP	12/30/2020 FY19/20 - AUDIT SERVICES	1,957.90	TAS - ACES
11796	LAJU001-1121 LA JUNKIES INC	12/30/2020 12/09/20 - JUNK REMOVAL	648.00	TAS - WAHS

11796	LAJU001-1121 LA JUNKIES INC	12/30/2020 12/09/20 - JUNK REMOVAL	648.00	TAS - TAS K-8
11797	V0003278 N2Y LLC	12/30/2020 12/21/20 - 12/20/21 - INSTRUCTIONAL RESOURCES SUBSCRIPTION - SPED	1,312.78	TAS - TAS K-8
11798	REAL001-1121 REALLY GOOD STUFF LLC	12/30/2020 BOOK POUCHES & PENCIL STORAGE BOXES	2,360.66	TAS - TAS K-8
11799	SCHO001-1121 SCHOOL OUTFITTERS	12/30/2020 CLASSROOM CHAIR (300)	10,077.13	TAS - TAS K-8
11799	SCHO001-1121 SCHOOL OUTFITTERS	12/30/2020 CLASSROOM CHAIR (300)	30,231.37	TAS - WAHS
11800	SPEC677-1121 SPECTRUM	12/30/2020 12/03/20 - 01/02/21 - OFFICE PHONE - ACCT #8448 30 073 6745677	318.61	TAS - ACES
11801	TMOB654-1121 T-MOBILE #654	12/30/2020 10/30 - 11/20/20 - MOBILE INTERNET - ACCT #971390654	98.67	TAS - ACES
11801	TMOB654-1121 T-MOBILE #654	12/30/2020 10/30 - 11/20/20 - MOBILE INTERNET - ACCT #971390654	210.00	TAS - TAS K-8
11801	TMOB654-1121 T-MOBILE #654	12/30/2020 10/30 - 11/20/20 - MOBILE INTERNET - ACCT #971390654	20.10	TAS - HOME OFFICE
11801	TMOB654-1121 T-MOBILE #654	12/30/2020 10/30 - 11/20/20 - MOBILE INTERNET - ACCT #971390654	42.00	TAS - WAHS
11802	WARE001-1121 WARE DISPOSAL	12/30/2020 12/20 - TRASH SERVICE - ACCT #10-1024 8	886.64	TAS - WAHS
11802	WARE001-1121 WARE DISPOSAL	12/30/2020 12/20 - TRASH SERVICE - ACCT #10-1024 8	1,356.15	TAS - TAS K-8
Overall Total			1,086,270.96	